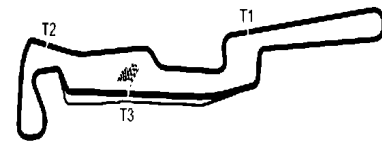


## GORDINI CLUB FELD 2



### CLASSIFICA FINALE

POS No CONDUTTORE NAZ TEAM AUTO GR CL G TEMPO DISTACCO VEL GIRO VELOCE

#### ASSOLUTA

1	315	<b>TSCHANN M.</b>			PRC S4 SPORT	8		<b>23</b>	<b>28'22.343</b>	<b>114.301 Km/h</b>		1'12.333	22
2	180	<b>GRUENENWALD R.</b>	A		RGR PROTOTYP	8		<b>23</b>	<b>28'31.587</b>	9.244		1'10.607	22
3	335	<b>WOLFSFELLNER R.</b>	G		SEAT LEON CU	6		<b>23</b>	<b>29'41.295</b>	1'18.952		1'15.841	10
4	327	<b>WALDINGER C.</b>			OPEL KADETT	7		<b>23</b>	<b>30'19.488</b>	1'57.145		1'15.082	13
5	196	<b>KUERSTEINER W.</b>	A		KTM X-BOW	7		<b>22</b>	<b>29'05.417</b>	1 GIRO		1'17.057	7
6	129	<b>KOENIG M.</b>	A		RENAULT MEGA	5		<b>22</b>	<b>29'07.622</b>	1 GIRO		1'17.930	11
7	344	<b>MUELLER C.</b>			BMW M3	5		<b>22</b>	<b>29'11.281</b>	1 GIRO		1'17.078	15
8	349	<b>GUERTNER R.</b>	G		SEAT LEON	5		<b>22</b>	<b>29'17.560</b>	1 GIRO		1'17.490	10
9	173	<b>MONTAZANI SAFAR</b>	A		SUBARU IMPRE	7		<b>22</b>	<b>29'17.829</b>	1 GIRO		1'17.875	4
10	124	<b>ZWAHLEN W.</b>	A		VW KAEFER	6		<b>22</b>	<b>29'46.644</b>	1 GIRO		1'15.318	2
11	186	<b>LEIMGRUBER A.</b>	A		BMW 325	5		<b>22</b>	<b>29'49.761</b>	1 GIRO		1'19.356	6
12	144	<b>CHAPATTE C.</b>			HONDA CIVIC	6		<b>22</b>	<b>30'08.179</b>	1 GIRO		1'19.372	7
13	122	<b>BELLONI R.</b>	A		OPEL KADETT	5		<b>22</b>	<b>30'28.449</b>	1 GIRO		1'21.615	6
14	166	<b>SCHNEIDER A.</b>	A		RENAULT CLIO	5		<b>22</b>	<b>30'33.450</b>	1 GIRO		1'21.549	18
15	164	<b>GRAF K.</b>	G		SUBARU IMPRE	6		<b>20</b>	<b>28'14.583</b>	3 GIRI		1'20.433	4
16	163	<b>MAYER R.</b>	A		SUBARU IMPRE	6		<b>20</b>	<b>29'00.194</b>	3 GIRI		1'23.132	3
17	313	<b>KRONAST F.M.</b>			BMW 2002	8		<b>9</b>	<b>13'04.462</b>	14 GIRI		1'17.067	3
18	314	<b>SPORALITSCH J.</b>	G		NORMA M20 EV	7		<b>4</b>	<b>5'54.290</b>	19 GIRI		1'20.176	4

#### GRUPPO 5

1	129	<b>KOENIG M.</b>	A		RENAULT MEGA	5		<b>22</b>	<b>29'07.622</b>	<b>106.499 Km/h</b>		1'17.930	11
2	344	<b>MUELLER C.</b>			BMW M3	5		<b>22</b>	<b>29'11.281</b>	3.659		1'17.078	15
3	349	<b>GUERTNER R.</b>	G		SEAT LEON	5		<b>22</b>	<b>29'17.560</b>	9.938		1'17.490	10
4	186	<b>LEIMGRUBER A.</b>	A		BMW 325	5		<b>22</b>	<b>29'49.761</b>	42.139		1'19.356	6
5	122	<b>BELLONI R.</b>	A		OPEL KADETT	5		<b>22</b>	<b>30'28.449</b>	1'20.827		1'21.615	6
6	166	<b>SCHNEIDER A.</b>	A		RENAULT CLIO	5		<b>22</b>	<b>30'33.450</b>	1'25.828		1'21.549	18

#### GRUPPO 6

1	335	<b>WOLFSFELLNER R.</b>	G		SEAT LEON CU	6		<b>23</b>	<b>29'41.295</b>	<b>109.235 Km/h</b>		1'15.841	10
2	124	<b>ZWAHLEN W.</b>	A		VW KAEFER	6		<b>22</b>	<b>29'46.644</b>	1 GIRO		1'15.318	2
3	144	<b>CHAPATTE C.</b>			HONDA CIVIC	6		<b>22</b>	<b>30'08.179</b>	1 GIRO		1'19.372	7
4	164	<b>GRAF K.</b>	G		SUBARU IMPRE	6		<b>20</b>	<b>28'14.583</b>	3 GIRI		1'20.433	4
5	163	<b>MAYER R.</b>	A		SUBARU IMPRE	6		<b>20</b>	<b>29'00.194</b>	3 GIRI		1'23.132	3

#### GRUPPO 7

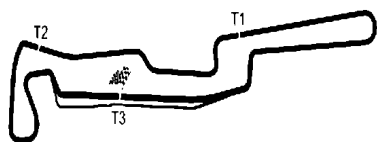
1	327	<b>WALDINGER C.</b>			OPEL KADETT	7		<b>23</b>	<b>30'19.488</b>	<b>106.942 Km/h</b>		1'15.082	13
2	196	<b>KUERSTEINER W.</b>	A		KTM X-BOW	7		<b>22</b>	<b>29'05.417</b>	1 GIRO		1'17.057	7
3	173	<b>MONTAZANI SAFAR</b>	A		SUBARU IMPRE	7		<b>22</b>	<b>29'17.829</b>	1 GIRO		1'17.875	4
4	314	<b>SPORALITSCH J.</b>	G		NORMA M20 EV	7		<b>4</b>	<b>5'54.290</b>	19 GIRI		1'20.176	4

#### GRUPPO 8

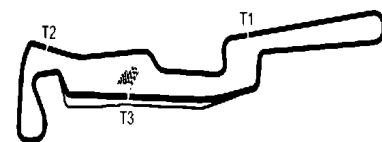
1	315	<b>TSCHANN M.</b>			PRC S4 SPORT	8		<b>23</b>	<b>28'22.343</b>	<b>114.301 Km/h</b>		1'12.333	22
2	180	<b>GRUENENWALD R.</b>	A		RGR PROTOTYP	8		<b>23</b>	<b>28'31.587</b>	9.244		1'10.607	22
3	313	<b>KRONAST F.M.</b>			BMW 2002	8		<b>9</b>	<b>13'04.462</b>	14 GIRI		1'17.067	3

Esposta ore:

Il DSC: Rapi Andrea



## GORDINI CLUB FELD 2



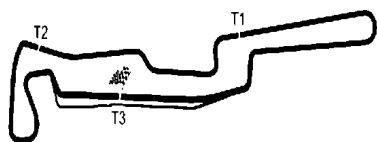
### CLASSIFICA 2ª STARTAUFSTELLUNG

POS	No	CONDUTTORE	NAZ	TEAM	AUTO	GR	CL	G	TEMPO	DISTACCO	VEL GIRO	VELOCE
1	315	<b>TSCHANN M.</b>			PRC S4 SPORT	8		<b>15</b>	<b>18'25.138</b>	<b>114.827 Km/h</b>		1'12.333 14
2	180	<b>GRUENENWALD R.</b>	A		RGR PROTOTYP	8		<b>15</b>	<b>18'28.466</b>	3.328		1'10.607 14
3	335	<b>WOLFSFELLNER R.</b>	G		SEAT LEON CU	6		<b>15</b>	<b>19'18.615</b>	53.477		1'15.841 2
4	327	<b>WALDINGER C.</b>			OPEL KADETT	7		<b>15</b>	<b>19'31.377</b>	1'06.239		1'15.082 5
5	129	<b>KOENIG M.</b>	A		RENAULT MEGA	5		<b>14</b>	<b>18'29.945</b>	1 GIRO		1'17.930 3
6	344	<b>MUELLER C.</b>			BMW M3	5		<b>14</b>	<b>18'34.947</b>	1 GIRO		1'17.078 7
7	196	<b>KUERSTEINER W.</b>	A		KTM X-BOW	7		<b>14</b>	<b>18'36.025</b>	1 GIRO		1'17.719 5
8	173	<b>MONTAZANI SAFAR</b>	A		SUBARU IMPRE	7		<b>14</b>	<b>18'42.143</b>	1 GIRO		1'18.623 3
9	349	<b>GUERTNER R.</b>	G		SEAT LEON	5		<b>14</b>	<b>18'48.596</b>	1 GIRO		1'17.490 2
10	124	<b>ZWAHLEN W.</b>	A		VW KAEFER	6		<b>14</b>	<b>18'53.087</b>	1 GIRO		1'17.611 2
11	186	<b>LEIMGRUBER A.</b>	A		BMW 325	5		<b>14</b>	<b>18'55.982</b>	1 GIRO		1'19.757 4
12	144	<b>CHAPATTE C.</b>			HONDA CIVIC	6		<b>14</b>	<b>19'13.207</b>	1 GIRO		1'20.072 2
13	122	<b>BELLONI R.</b>	A		OPEL KADETT	5		<b>14</b>	<b>19'19.333</b>	1 GIRO		1'21.844 5
14	166	<b>SCHNEIDER A.</b>	A		RENAULT CLIO	5		<b>14</b>	<b>19'22.042</b>	1 GIRO		1'21.549 10
15	164	<b>GRAF K.</b>	G		SUBARU IMPRE	6		<b>14</b>	<b>19'38.749</b>	1 GIRO		1'21.560 2
16	163	<b>MAYER R.</b>	A		SUBARU IMPRE	6		<b>13</b>	<b>18'57.752</b>	2 GIRI		1'25.540 2
17	313	<b>KRONAST F.M.</b>			BMW 2002	8		<b>2</b>	<b>2'49.705</b>	13 GIRI		1'21.266 2
18	314	<b>SPORALITSCH J.</b>	G		NORMA M20 EV	7		<b>2</b>	<b>2'55.009</b>	13 GIRI		1'20.176 2

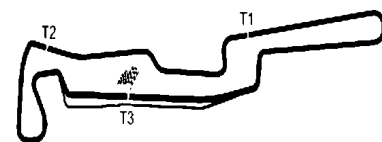
GIRO VELOCE 14° GRUENENWALD Roman 1'1 0.607 119.818Km/h

Esposta ore:

Il DSC: Rapi Andrea



## GORDINI CLUB FELD 1



### CLASSIFICA 2° WARM UP FELD 1

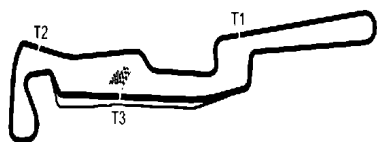
POS	No	CONDUTTORE	NAZ	TEAM	AUTO	GR	CL	TEMPO	DIST	GIR/TOT	MEDIA	2° G.V.
1	136	<b>METZGER M.</b>	A		TOYOTA CELICA	3		<b>1'21.147</b>		3/3	104.255	1'21.672
2	65	<b>DE GANI L.</b>			RENAULT CLIO CUP	4		<b>1'21.216</b>	0.069	7/8	104.166	1'21.511
3	142	<b>CAPPAI C.</b>	A		RENAULT CLIO CUP	4		<b>1'21.989</b>	0.842	2/3	103.184	1'36.087
4	350	<b>LEHMEIER B.M.</b>	G		VW GOLF	4		<b>1'22.304</b>	1.157	10/13	102.789	1'22.672
5	133	<b>CORRADO M.</b>	G		RENAULT CLIO CUP	4		<b>1'22.616</b>	1.469	4/4	102.401	1'22.783
6	143	<b>BLEIKER M.</b>	A		HONDA CRX V-TEC	4		<b>1'23.176</b>	2.029	3/3	101.712	1'24.195
7	134	<b>WOBMAN J.</b>	A		HONDA CIVIC	3		<b>1'24.269</b>	3.122	1/3	100.392	1'32.432
8	156	<b>WAIBEL S.</b>	A		ALFA ROMEO 33 1.7	3		<b>1'24.353</b>	3.206	2/2	100.292	1'34.324
9	182	<b>NIPP JUNIOR E.</b>	A		RENAULT MEGANE CU	4		<b>1'24.486</b>	3.339	3/4	100.134	1'26.146
10	138	<b>HAUSAMMAN D.</b>	A		PEUGEOT 205 GTI	4		<b>1'29.352</b>	8.205	1/1	94.681	
11	117	<b>MERKER A.</b>	A		ALFA ROMEO 33	2		<b>1'29.777</b>	8.630	2/3	94.233	1'44.426
12	168	<b>GIGER R.</b>	A		BMW 320 E36	2		<b>1'31.433</b>	10.286	6/6	92.526	1'32.385

Esposta ore:

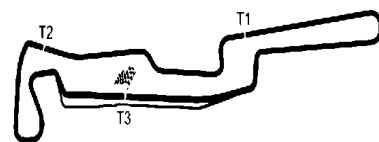
Il DSC: Rapi Andrea

ORA INIZIO ( )

ORA FINE ( )



## GORDINI CLUB FELD 2



### CLASSIFICA 1° WARM UP FELD 2

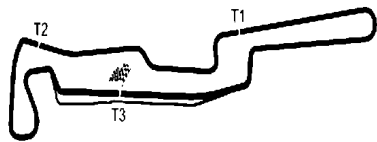
POS	No	CONDUTTORE	NAZ	TEAM	AUTO	GR	CL	TEMPO	DIST	GIR/TOT	MEDIA	2° G.V.
1	315	<b>TSCHANN M.</b>			PRC S4 SPORT	8		<b>1'12.376</b>		11/12	116.889	1'14.852
2	180	<b>GRUENENWALD R.</b>	A		RGR PROTOTYP MAND	8		<b>1'14.963</b>	2.587	5/5	112.855	1'17.887
3	312	<b>BREUSS C.</b>	G		RADICAL SR8	8		<b>1'15.384</b>	3.008	16/16	112.225	1'15.417
4	313	<b>KRONAST F.M.</b>			BMW 2002	8		<b>1'16.469</b>	4.093	6/7	110.633	1'16.864
5	344	<b>MUELLER C.</b>			BMW M3	7		<b>1'16.731</b>	4.355	6/8	110.255	1'17.811
6	196	<b>KUERSTEINER W.</b>	A		KTM X-BOW	7		<b>1'17.237</b>	4.861	9/10	109.532	1'17.377
7	335	<b>WOLFSFELLNER R.</b>	G		SEAT LEON CUP	6		<b>1'17.266</b>	4.890	6/10	109.491	1'17.367
8	327	<b>WALDINGER C.</b>			OPEL KADETT	7		<b>1'17.309</b>	4.933	2/2	109.430	3'59.043
9	129	<b>KOENIG M.</b>	A		RENAULT MEGANE CU	5		<b>1'19.533</b>	7.157	7/8	106.370	1'19.925
10	314	<b>SPORALITSCH J.</b>	G		NORMA M20 EVO	7		<b>1'19.867</b>	7.491	4/5	105.926	1'19.969
11	349	<b>GUERTNER R.</b>	G		SEAT LEON	5		<b>1'20.069</b>	7.693	5/6	105.658	1'22.994
12	336	<b>THRUN A.</b>			SEAT LEON	6		<b>1'20.518</b>	8.142	13/14	105.069	1'20.545
13	144	<b>CHAPATTE C.</b>			HONDA CIVIC	6		<b>1'21.049</b>	8.673	3/5	104.381	1'22.785
14	173	<b>MONTAZANI SAFAR</b>	A		SUBARU IMPREZA	7		<b>1'21.149</b>	8.773	7/9	104.252	1'21.761
15	343	<b>SCHULZ P.</b>			VW GOLF	5		<b>1'21.310</b>	8.934	4/7	104.046	1'22.591
16	164	<b>GRAF K.</b>	G		SUBARU IMPREZA	6		<b>1'22.254</b>	9.878	7/9	102.852	1'22.437
17	124	<b>ZWAHLEN W.</b>	A		VW KAEFER	6		<b>1'24.591</b>	12.215	3/3	100.010	1'28.070
18	186	<b>LEIMGRUBER A.</b>	A		BMW 325 i	5		<b>1'25.072</b>	12.696	2/3	99.445	1'31.813
19	146	<b>DIENER M.</b>	A		OPEL KADETT C GT/	6		<b>1'27.319</b>	14.943	4/4	96.886	1'31.260
20	166	<b>SCHNEIDER A.</b>	A		RENAULT CLIO CUP	5		<b>1'31.459</b>	19.083	2/4	92.500	3'17.209
21	122	<b>BELLONI R.</b>	A		OPEL KADETT C	5		<b>1'38.107</b>	25.731	2/4	86.232	1'38.643

Esposta ore:

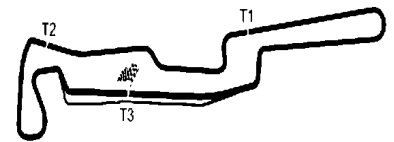
Il DSC: Rapi Andrea

ORA INIZIO ( )

ORA FINE ( )



## GORDINI CLUB FELD 2



### CLASSIFICA 1ª STARTAUFSTELLUNG

POS No CONDUTTORE NAZ TEAM AUTO GR CL G TEMPO DISTACCO VEL GIRO VELOCE

#### ASSOLUTA

1	315	<b>TSCHANN M.</b>			PRC S4 SPORT	8		<b>8</b>	<b>9'57.205</b>	<b>113.327 Km/h</b>		1'13.196	7
2	180	<b>GRUENENWALD R.</b>	A		RGR PROTOTYP	8		<b>8</b>	<b>10'03.121</b>	5.916		1'12.915	5
3	312	<b>BREUSS C.</b>	G		RADICAL SR8	8		<b>8</b>	<b>10'19.519</b>	22.314		1'14.845	6
4	335	<b>WOLFSFELLNER R.</b>	G		SEAT LEON CU	6		<b>8</b>	<b>10'22.680</b>	25.475		1'15.945	6
5	349	<b>GUERTNER R.</b>	G		SEAT LEON	5		<b>8</b>	<b>10'28.964</b>	31.759		1'17.596	8
6	196	<b>KUERSTEINER W.</b>	A		KTM X-BOW	7		<b>8</b>	<b>10'29.392</b>	32.187		1'17.057	7
7	173	<b>MONTAZANI SAFAR</b>	A		SUBARU IMPRE	7		<b>8</b>	<b>10'35.686</b>	38.481		1'17.875	4
8	344	<b>MUELLER C.</b>			BMW M3	5		<b>8</b>	<b>10'36.334</b>	39.129		1'17.946	4
9	129	<b>KOENIG M.</b>	A		RENAULT MEGA	5		<b>8</b>	<b>10'37.677</b>	40.472		1'17.968	4
10	327	<b>WALDINGER C.</b>			OPEL KADETT	7		<b>8</b>	<b>10'48.111</b>	50.906		1'16.548	3
11	124	<b>ZWAHLEN W.</b>	A		VW KAEFER	6		<b>8</b>	<b>10'53.557</b>	56.352		1'15.318	2
12	186	<b>LEIMGRUBER A.</b>	A		BMW 325	5		<b>8</b>	<b>10'53.779</b>	56.574		1'19.356	6
13	144	<b>CHAPATTE C.</b>			HONDA CIVIC	6		<b>8</b>	<b>10'54.972</b>	57.767		1'19.372	7
14	122	<b>BELLONI R.</b>	A		OPEL KADETT	5		<b>8</b>	<b>11'09.116</b>	1'11.911		1'21.615	6
15	166	<b>SCHNEIDER A.</b>	A		RENAULT CLIO	5		<b>8</b>	<b>11'11.408</b>	1'14.203		1'21.786	5
16	146	<b>DIENER M.</b>	A		OPEL KADETT	6		<b>7</b>	<b>10'00.331</b>	1 GIRO		1'23.237	6
17	163	<b>MAYER R.</b>	A		SUBARU IMPRE	6		<b>7</b>	<b>10'02.442</b>	1 GIRO		1'23.132	3
18	313	<b>KRONAST F.M.</b>			BMW 2002	8		<b>7</b>	<b>10'14.757</b>	1 GIRO		1'17.067	3
19	164	<b>GRAF K.</b>	G		SUBARU IMPRE	6		<b>6</b>	<b>8'35.834</b>	2 GIRI		1'20.433	4
20	314	<b>SPORALITSCH J.</b>	G		NORMA M20 EV	7		<b>2</b>	<b>2'59.281</b>	6 GIRI			

#### GRUPPO 5

1	349	<b>GUERTNER R.</b>	G		SEAT LEON	5		<b>8</b>	<b>10'28.964</b>	<b>107.605 Km/h</b>		1'17.596	8
2	344	<b>MUELLER C.</b>			BMW M3	5		<b>8</b>	<b>10'36.334</b>	7.370		1'17.946	4
3	129	<b>KOENIG M.</b>	A		RENAULT MEGA	5		<b>8</b>	<b>10'37.677</b>	8.713		1'17.968	4
4	186	<b>LEIMGRUBER A.</b>	A		BMW 325	5		<b>8</b>	<b>10'53.779</b>	24.815		1'19.356	6
5	122	<b>BELLONI R.</b>	A		OPEL KADETT	5		<b>8</b>	<b>11'09.116</b>	40.152		1'21.615	6
6	166	<b>SCHNEIDER A.</b>	A		RENAULT CLIO	5		<b>8</b>	<b>11'11.408</b>	42.444		1'21.786	5

#### GRUPPO 6

1	335	<b>WOLFSFELLNER R.</b>	G		SEAT LEON CU	6		<b>8</b>	<b>10'22.680</b>	<b>108.691 Km/h</b>		1'15.945	6
2	124	<b>ZWAHLEN W.</b>	A		VW KAEFER	6		<b>8</b>	<b>10'53.557</b>	30.877		1'15.318	2
3	144	<b>CHAPATTE C.</b>			HONDA CIVIC	6		<b>8</b>	<b>10'54.972</b>	32.292		1'19.372	7
4	146	<b>DIENER M.</b>	A		OPEL KADETT	6		<b>7</b>	<b>10'00.331</b>	1 GIRO		1'23.237	6
5	163	<b>MAYER R.</b>	A		SUBARU IMPRE	6		<b>7</b>	<b>10'02.442</b>	1 GIRO		1'23.132	3
6	164	<b>GRAF K.</b>	G		SUBARU IMPRE	6		<b>6</b>	<b>8'35.834</b>	2 GIRI		1'20.433	4

#### GRUPPO 7

1	196	<b>KUERSTEINER W.</b>	A		KTM X-BOW	7		<b>8</b>	<b>10'29.392</b>	<b>107.532 Km/h</b>		1'17.057	7
2	173	<b>MONTAZANI SAFAR</b>	A		SUBARU IMPRE	7		<b>8</b>	<b>10'35.686</b>	6.294		1'17.875	4
3	327	<b>WALDINGER C.</b>			OPEL KADETT	7		<b>8</b>	<b>10'48.111</b>	18.719		1'16.548	3
4	314	<b>SPORALITSCH J.</b>	G		NORMA M20 EV	7		<b>2</b>	<b>2'59.281</b>	6 GIRI			

#### GRUPPO 8

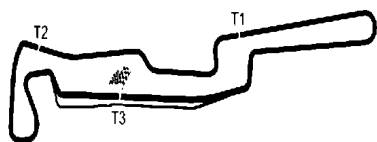
1	315	<b>TSCHANN M.</b>			PRC S4 SPORT	8		<b>8</b>	<b>9'57.205</b>	<b>113.327 Km/h</b>		1'13.196	7
2	180	<b>GRUENENWALD R.</b>	A		RGR PROTOTYP	8		<b>8</b>	<b>10'03.121</b>	5.916		1'12.915	5
3	312	<b>BREUSS C.</b>	G		RADICAL SR8	8		<b>8</b>	<b>10'19.519</b>	22.314		1'14.845	6
4	313	<b>KRONAST F.M.</b>			BMW 2002	8		<b>7</b>	<b>10'14.757</b>	1 GIRO		1'17.067	3

Esposta ore:

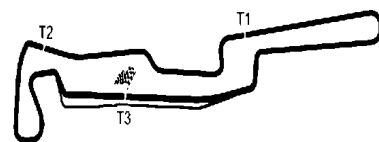
Il DSC: Rapi Andrea

ORA INIZIO ( )

ORA FINE ( )



## GORDINI CLUB FELD 2



### CLASSIFICA GIRI VELOCI 1° STARTAUFSTELLUNG

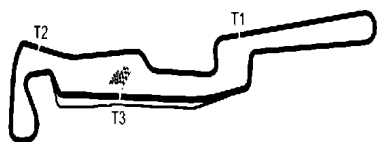
POS	No	CONDUTTORE	NAZ	TEAM	AUTO	GR	CL	TEMPO	DIST	GIR/TOT	MEDIA	2° G.V.
1	180	<b>GRUENENWALD R.</b>	A		RGR PROTOTYP MAND	8		<b>1'12.915</b>		5/8	116.025	1'13.612
2	315	<b>TSCHANN M.</b>			PRC S4 SPORT	8		<b>1'13.196</b>	0.281	7/8	115.580	1'13.477
3	312	<b>BREUSS C.</b>	G		RADICAL SR8	8		<b>1'14.845</b>	1.930	6/8	113.033	1'15.292
4	124	<b>ZWAHLEN W.</b>	A		VW KAEFER	6		<b>1'15.318</b>	2.403	2/8	112.323	1'20.136
5	335	<b>WOLFSFELLNER R.</b>	G		SEAT LEON CUP	6		<b>1'15.945</b>	3.030	6/8	111.396	1'16.219
6	327	<b>WALDINGER C.</b>			OPEL KADETT	7		<b>1'16.548</b>	3.633	3/8	110.518	1'17.349
7	196	<b>KUERSTEINER W.</b>	A		KTM X-BOW	7		<b>1'17.057</b>	4.142	7/8	109.788	1'17.479
8	313	<b>KRONAST F.M.</b>			BMW 2002	8		<b>1'17.067</b>	4.152	3/7	109.774	1'18.006
9	349	<b>GUERTNER R.</b>	G		SEAT LEON	5		<b>1'17.596</b>	4.681	8/8	109.026	1'17.649
10	173	<b>MONTAZANI SAFAR</b>	A		SUBARU IMPREZA	7		<b>1'17.875</b>	4.960	4/8	108.635	1'18.102
11	344	<b>MUELLER C.</b>			BMW M3	5		<b>1'17.946</b>	5.031	4/8	108.536	1'18.114
12	129	<b>KOENIG M.</b>	A		RENAULT MEGANE CU	5		<b>1'17.968</b>	5.053	4/8	108.506	1'18.121
13	186	<b>LEIMGRUBER A.</b>	A		BMW 325 i	5		<b>1'19.356</b>	6.441	6/8	106.608	1'19.401
14	144	<b>CHAPATTE C.</b>			HONDA CIVIC	6		<b>1'19.372</b>	6.457	7/8	106.586	1'19.829
15	164	<b>GRAF K.</b>	G		SUBARU IMPREZA	6		<b>1'20.433</b>	7.518	4/6	105.180	1'21.813
16	122	<b>BELLONI R.</b>	A		OPEL KADETT C	5		<b>1'21.615</b>	8.700	6/8	103.657	1'22.204
17	166	<b>SCHNEIDER A.</b>	A		RENAULT CLIO CUP	5		<b>1'21.786</b>	8.871	5/8	103.440	1'22.046
18	163	<b>MAYER R.</b>	A		SUBARU IMPREZA GT	6		<b>1'23.132</b>	10.217	3/7	101.765	1'23.144
19	146	<b>DIENER M.</b>	A		OPEL KADETT C GT/	6		<b>1'23.237</b>	10.322	6/7	101.637	1'23.334

Esposta ore:

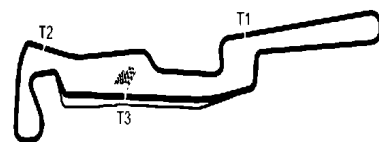
Il DSC: Rapi Andrea

ORA INIZIO ( )

ORA FINE ( )



## GORDINI CLUB FELD 2

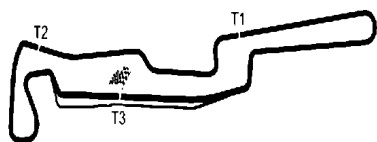


GRIGLIA DI PARTENZA 1° STARTAUFSTELLUNG  
- 5 GIRI

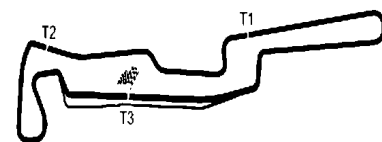
FILA 8	15° <b>164</b> GRAF K. SUBARU IMPRE	16° <b>163</b> MAYER R. SUBARU IMPRE
FILA 7	13° <b>166</b> SCHNEIDER A. RENAULT CLIO	14° <b>144</b> CHAPATTE C. HONDA CIVIC
FILA 6	11° <b>122</b> BELLONI R. OPEL KADETT	12° <b>349</b> GUERTNER R. SEAT LEON
FILA 5	9° <b>343</b> SCHULZ P. VW GOLF	10° <b>118</b> ARAMIS T. FERRARI 360
FILA 4	7° <b>186</b> LEIMGRUBER A. BMW 325	8° <b>124</b> ZWAHLEN W. VW KAEFER
FILA 3	5° <b>315</b> TSCHANN M. PRC S4 SPORT	6° <b>335</b> WOLFSFELLNER R. SEAT LEON CU
FILA 2	3° <b>196</b> KUERSTEINER W. KTM X-BOW	4° <b>129</b> KOENIG M. RENAULT MEGA
FILA 1	1° <b>180</b> GRUENENWALD R. RGR PROTOTYP	2° <b>312</b> BREUSS C. RADICAL SR8

Esposta ore:

Il DSC: Rapi Andrea



## GORDINI CLUB FELD 2



### CLASSIFICA 2° WARM UP FELD 2

POS	No	CONDUTTORE	NAZ	TEAM	AUTO	GR	CL	TEMPO	DIST	GIR/TOT	MEDIA	2°	G.V.
1	315	<b>TSCHANN M.</b>			PRC S4 SPORT	8		<b>1'13.913</b>		8/9	114.458		1'14.660
2	313	<b>KRONAST F.M.</b>			BMW 2002	8		<b>1'14.700</b>	0.787	4/6	113.253		1'14.887
3	327	<b>WALDINGER C.</b>			OPEL KADETT	7		<b>1'16.359</b>	2.446	5/5	110.792		1'16.412
4	344	<b>MUELLER C.</b>			BMW M3	5		<b>1'17.163</b>	3.250	4/7	109.638		1'17.592
5	196	<b>KUERSTEINER W.</b>	A		KTM X-BOW	7		<b>1'18.971</b>	5.058	4/8	107.127		1'19.320
6	164	<b>GRAF K.</b>	G		SUBARU IMPREZA	6		<b>1'20.936</b>	7.023	3/4	104.527		1'23.542
7	124	<b>ZWAHLEN W.</b>	A		VW KAEFER	6		<b>1'22.573</b>	8.660	3/4	102.454		1'23.445
8	144	<b>CHAPATTE C.</b>			HONDA CIVIC	6		<b>1'22.853</b>	8.940	2/6	102.108		1'24.021
9	129	<b>KOENIG M.</b>	A		RENAULT MEGANE CU	5		<b>1'22.916</b>	9.003	3/4	102.030		1'23.954
10	166	<b>SCHNEIDER A.</b>	A		RENAULT CLIO CUP	5		<b>1'25.536</b>	11.623	3/5	98.905		1'25.802
11	163	<b>MAYER R.</b>	A		SUBARU IMPREZA GT	6		<b>1'25.938</b>	12.025	4/5	98.443		1'26.610
12	186	<b>LEIMGRUBER A.</b>	A		BMW 325 i	5		<b>1'26.639</b>	12.726	2/2	97.646		1'29.572
13	122	<b>BELLONI R.</b>	A		OPEL KADETT C	5		<b>1'27.098</b>	13.185	2/2	97.131		1'29.962

Esposta ore:

Il DSC: Rapi Andrea

ORA INIZIO ( )

ORA FINE ( )





## GORDINI CLUB FELD 2



### CLASSIFICA 2°STARTAUFSTELLUNG

POS	No	CONDUTTORE	NAZ	TEAM	AUTO	GR	CL	G	TEMPO	DISTACCO	VEL GIRO	VELOCE
1	315	<b>TSCHANN M.</b>			PRC S4 SPORT	8		<b>15</b>	<b>18'25.138</b>	<b>114.827 Km/h</b>		1'12.333 14
2	180	<b>GRUENENWALD R.</b>	A		RGR PROTOTYP	8		<b>15</b>	<b>18'28.466</b>	3.328		1'10.607 14
3	335	<b>WOLFSFELLNER R.</b>	G		SEAT LEON CU	6		<b>15</b>	<b>19'18.615</b>	53.477		1'15.841 2
4	327	<b>WALDINGER C.</b>			OPEL KADETT	7		<b>15</b>	<b>19'31.377</b>	1'06.239		1'15.082 5
5	129	<b>KOENIG M.</b>	A		RENAULT MEGA	5		<b>14</b>	<b>18'29.945</b>	1 GIRO		1'17.930 3
6	344	<b>MUELLER C.</b>			BMW M3	5		<b>14</b>	<b>18'34.947</b>	1 GIRO		1'17.078 7
7	196	<b>KUERSTEINER W.</b>	A		KTM X-BOW	7		<b>14</b>	<b>18'36.025</b>	1 GIRO		1'17.719 5
8	173	<b>MONTAZANI SAFAR</b>	A		SUBARU IMPRE	7		<b>14</b>	<b>18'42.143</b>	1 GIRO		1'18.623 3
9	349	<b>GUERTNER R.</b>	G		SEAT LEON	5		<b>14</b>	<b>18'48.596</b>	1 GIRO		1'17.490 2
10	124	<b>ZWAHLEN W.</b>	A		VW KAEFER	6		<b>14</b>	<b>18'53.087</b>	1 GIRO		1'17.611 2
11	186	<b>LEIMGRUBER A.</b>	A		BMW 325	5		<b>14</b>	<b>18'55.982</b>	1 GIRO		1'19.757 4
12	144	<b>CHAPATTE C.</b>			HONDA CIVIC	6		<b>14</b>	<b>19'13.207</b>	1 GIRO		1'20.072 2
13	122	<b>BELLONI R.</b>	A		OPEL KADETT	5		<b>14</b>	<b>19'19.333</b>	1 GIRO		1'21.844 5
14	166	<b>SCHNEIDER A.</b>	A		RENAULT CLIO	5		<b>14</b>	<b>19'22.042</b>	1 GIRO		1'21.549 10
15	164	<b>GRAF K.</b>	G		SUBARU IMPRE	6		<b>14</b>	<b>19'38.749</b>	1 GIRO		1'21.560 2
16	163	<b>MAYER R.</b>	A		SUBARU IMPRE	6		<b>13</b>	<b>18'57.752</b>	2 GIRI		1'25.540 2
17	313	<b>KRONAST F.M.</b>			BMW 2002	8		<b>2</b>	<b>2'49.705</b>	13 GIRI		1'21.266 2
18	314	<b>SPORALITSCH J.</b>	G		NORMA M20 EV	7		<b>2</b>	<b>2'55.009</b>	13 GIRI		1'20.176 2

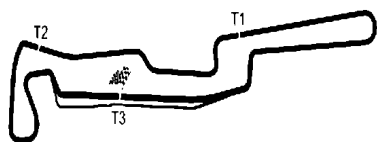
GIRO VELOCE 14° GRUENENWALD Roman 1'1 0.607 119.818Km/h

Esposta ore:

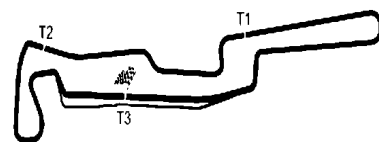
Il DSC: Rapi Andrea

ORA INIZIO ( )

ORA FINE ( )



## GORDINI CLUB FELD 2



### CLASSIFICA GIRI VELOCI 2° STARTAUFSTELLUNG

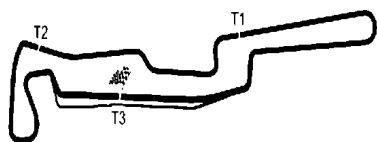
POS	No	CONDUTTORE	NAZ	TEAM	AUTO	GR	CL	TEMPO	DIST	GIR/TOT	MEDIA	2° G.V.
1	180	<b>GRUENENWALD R.</b>	A		RGR PROTOTYP MAND	8		<b>1'10.607</b>		14/15	119.818	1'12.974
2	315	<b>TSCHANN M.</b>			PRC S4 SPORT	8		<b>1'12.333</b>	1.726	14/15	116.959	1'12.758
3	327	<b>WALDINGER C.</b>			OPEL KADETT	7		<b>1'15.082</b>	4.475	5/15	112.676	1'15.649
4	335	<b>WOLFSFELLNER R.</b>	G		SEAT LEON CUP	6		<b>1'15.841</b>	5.234	2/15	111.549	1'16.237
5	344	<b>MUELLER C.</b>			BMW M3	5		<b>1'17.078</b>	6.471	7/14	109.758	1'17.978
6	349	<b>GUERTNER R.</b>	G		SEAT LEON	5		<b>1'17.490</b>	6.883	2/14	109.175	1'18.368
7	124	<b>ZWAHLEN W.</b>	A		VW KAEFER	6		<b>1'17.611</b>	7.004	2/14	109.005	1'17.757
8	196	<b>KUERSTEINER W.</b>	A		KTM X-BOW	7		<b>1'17.719</b>	7.112	5/14	108.853	1'17.882
9	129	<b>KOENIG M.</b>	A		RENAULT MEGANE CU	5		<b>1'17.930</b>	7.323	3/14	108.558	1'18.283
10	173	<b>MONTAZANI SAFAR</b>	A		SUBARU IMPREZA	7		<b>1'18.623</b>	8.016	3/14	107.602	1'18.732
11	186	<b>LEIMGRUBER A.</b>	A		BMW 325 i	5		<b>1'19.757</b>	9.150	4/14	106.072	1'20.044
12	144	<b>CHAPATTE C.</b>			HONDA CIVIC	6		<b>1'20.072</b>	9.465	2/14	105.654	1'20.074
13	314	<b>SPORALITSCH J.</b>	G		NORMA M20 EVO	7		<b>1'20.176</b>	9.569	2/2	105.517	
14	313	<b>KRONAST F.M.</b>			BMW 2002	8		<b>1'21.266</b>	10.659	2/2	104.102	
15	166	<b>SCHNEIDER A.</b>	A		RENAULT CLIO CUP	5		<b>1'21.549</b>	10.942	10/14	103.741	1'21.729
16	164	<b>GRAF K.</b>	G		SUBARU IMPREZA	6		<b>1'21.560</b>	10.953	2/14	103.727	1'22.434
17	122	<b>BELLONI R.</b>	A		OPEL KADETT C	5		<b>1'21.844</b>	11.237	5/14	103.367	1'21.848
18	163	<b>MAYER R.</b>	A		SUBARU IMPREZA GT	6		<b>1'25.540</b>	14.933	2/13	98.901	1'25.905

Esposta ore:

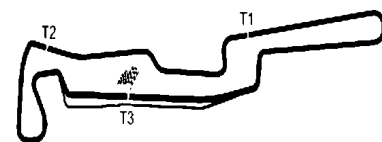
Il DSC: Rapi Andrea

ORA INIZIO ( )

ORA FINE ( )



## GORDINI CLUB FELD 2

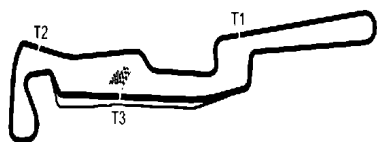


### CLASSIFICA FINALE

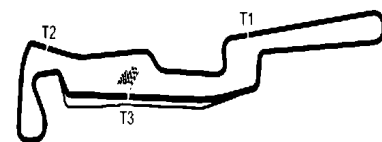
POS	No	CONDUTTORE	NAZ	TEAM	AUTO	GR	CL	G	TEMPO	DISTACCO	VEL GIRO	VELOCE
1	180	<b>GRUENENWALD R.</b>	A		RGR PROTOTYP	8		<b>28</b>	<b>34'52.383</b>	<b>113.210 Km/h</b>		1'10.607 27
2	315	<b>TSCHANN M.</b>			PRC S4 SPORT	8		<b>28</b>	<b>35'08.050</b>	15.667		1'12.333 27
3	335	<b>WOLFSFELLNER R.</b>	G		SEAT LEON CU	6		<b>28</b>	<b>36'28.600</b>	1'36.217		1'15.841 15
4	196	<b>KUERSTEINER W.</b>	A		KTM X-BOW	7		<b>27</b>	<b>35'38.124</b>	1 GIRO		1'16.027 4
5	129	<b>KOENIG M.</b>	A		RENAULT MEGA	5		<b>27</b>	<b>35'46.604</b>	1 GIRO		1'17.930 16
6	349	<b>GUERTNER R.</b>	G		SEAT LEON	5		<b>27</b>	<b>36'19.365</b>	1 GIRO		1'17.490 15
7	186	<b>LEIMGRUBER A.</b>	A		BMW 325	5		<b>27</b>	<b>36'37.715</b>	1 GIRO		1'19.356 11
8	124	<b>ZWAHLEN W.</b>	A		VW KAEFER	6		<b>27</b>	<b>36'38.926</b>	1 GIRO		1'15.318 7
9	144	<b>CHAPATTE C.</b>			HONDA CIVIC	6		<b>27</b>	<b>37'12.084</b>	1 GIRO		1'19.372 12
10	122	<b>BELLONI R.</b>	A		OPEL KADETT	5		<b>27</b>	<b>37'29.397</b>	1 GIRO		1'21.615 11
11	166	<b>SCHNEIDER A.</b>	A		RENAULT CLIO	5		<b>27</b>	<b>37'35.264</b>	1 GIRO		1'21.340 5
12	164	<b>GRAF K.</b>	G		SUBARU IMPRE	6		<b>25</b>	<b>35'22.538</b>	3 GIRI		1'20.433 9
13	163	<b>MAYER R.</b>	A		SUBARU IMPRE	6		<b>25</b>	<b>36'16.105</b>	3 GIRI		1'23.132 8
14	327	<b>WALDINGER C.</b>			OPEL KADETT	7		<b>23</b>	<b>30'19.488</b>	5 GIRI		1'15.082 13
15	344	<b>MUELLER C.</b>			BMW M3	5		<b>22</b>	<b>29'11.281</b>	6 GIRI		1'17.078 15
16	173	<b>MONTAZANI SAFAR</b>	A		SUBARU IMPRE	7		<b>22</b>	<b>29'17.829</b>	6 GIRI		1'17.875 4
17	313	<b>KRONAST F.M.</b>			BMW 2002	8		<b>9</b>	<b>13'04.462</b>	19 GIRI		1'17.067 3
18	314	<b>SPORALITSCH J.</b>	G		NORMA M20 EV	7		<b>4</b>	<b>5'54.290</b>	24 GIRI		1'20.176 4

Esposta ore:

Il DSC: Rapi Andrea



## GORDINI CLUB FELD 2

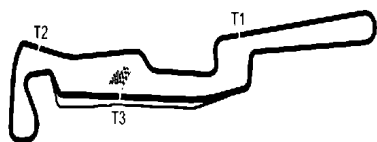


### ELENCO TRANSPONDER

POS	No	CONDUTTORE	NAZ	TEAM	AUTO	GR	CL	TRANSP 1	TRANSP 2
1	173	<b>MONTAZANI SAFARI Daryoos</b>	A		SUBARU IMPREZA	7			
2	327	<b>WALDINGER Christian</b>			OPEL KADETT	7			
3	344	<b>MUELLER Christian Msc</b>			BMW M3	5			1001
4	335	<b>WOLFSFELLNER Roland</b>	G		SEAT LEON CUP	6		107	
5	118	<b>ARAMIS Team</b>	G		FERRARI 360 GT2	8		1084	1084
6	343	<b>SCHULZ Peter</b>			VW GOLF	5		1115	
7	166	<b>SCHNEIDER August</b>	A		RENAULT CLIO CUP	5		1209	
8	180	<b>GRUENENWALD Roman</b>	A		RGR PROTOTYP MANDY M	8		1228	
9	336	<b>THRUN Alexaner</b>			SEAT LEON	6		1255	
10	144	<b>CHAPATTE Charles</b>			HONDA CIVIC	6		1366	
11	313	<b>KRONAST Franz Msc</b>			BMW 2002	8		1922	
12	124	<b>ZWAHLEN Walter</b>	A		VW KAEFER	6		253	
13	140	<b>GRAF Hansruedi</b>	A		SUBARU IMPREZA	7		3	3
14	163	<b>MAYER Rolf</b>	A		SUBARU IMPREZA GT	6		327	
15	315	<b>TSCHANN Michael</b>			PRC S4 SPORT	8		347	
16	334	<b>SCHNEIDER Roland Msc</b>			SEAT LEON SUPERCOPA	6		35	
17	164	<b>GRAF Kaja</b>	G		SUBARU IMPREZA	6		465	
18	193	<b>BLASER Marco</b>	A		PEUGEOT 205	5		531	
19	186	<b>LEIMGRUBER Adrian</b>	A		BMW 325 i	5		595	
20	122	<b>BELLONI Reto</b>	A		OPEL KADETT C	5		629	
21	146	<b>DIENER Marcus</b>	A		OPEL KADETT C GT/E	6		678	
22	129	<b>KOENIG Markus</b>	A		RENAULT MEGANE CUP	5		763	
23	312	<b>BREUSS Christian</b>	G		RADICAL SR8	8		796	
24	196	<b>KUERSTEINER Werner</b>	A		KTM X-BOW	7		842	
25	314	<b>SPORALITSCH Josef</b>	G		NORMA M20 EVO	7		845	
26	349	<b>GUERTNER Rudi</b>	G		SEAT LEON	5		95	

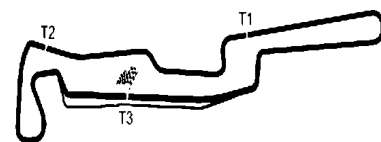
Esposta ore:

Il DSC: Rapi Andrea



## GORDINI CLUB FELD 2

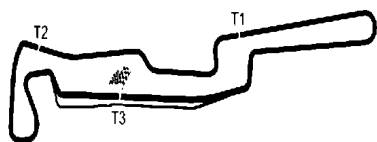
GRIGLIA DI PARTENZA 2<sup>a</sup> STARTAUFSSTELLUNG  
- 15 GIRI



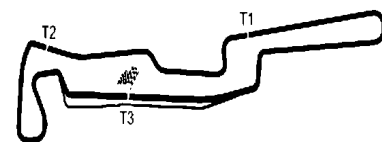
FILA 10	19° <b>164</b> GRAF K. SUBARU IMPRE	20° <b>314</b> SPORALITSCH J. NORMA M20 EV
FILA 9	17° <b>163</b> MAYER R. SUBARU IMPRE	18° <b>313</b> KRONAST F.M. BMW 2002
FILA 8	15° <b>166</b> SCHNEIDER A. RENAULT CLIO	16° <b>146</b> DIENER M. OPEL KADETT
FILA 7	13° <b>144</b> CHAPATTE C. HONDA CIVIC	14° <b>122</b> BELLONI R. OPEL KADETT
FILA 6	11° <b>124</b> ZWAHLEN W. VW KAEFER	12° <b>186</b> LEIMGRUBER A. BMW 325
FILA 5	9° <b>129</b> KOENIG M. RENAULT MEGA	10° <b>327</b> WALDINGER C. OPEL KADETT
FILA 4	7° <b>173</b> MONTAZANI SAFAR SUBARU IMPRE	8° <b>344</b> MUELLER C. BMW M3
FILA 3	5° <b>349</b> GUERTNER R. SEAT LEON	6° <b>196</b> KUERSTEINER W. KTM X-BOW
FILA 2	3° <b>312</b> BREUSS C. RADICAL SR8	4° <b>335</b> WOLFSFELLNER R. SEAT LEON CU
FILA 1	1° <b>315</b> TSCHANN M. PRC S4 SPORT	2° <b>180</b> GRUENENWALD R. RGR PROTOTYP

Esposta ore:

Il DSC: Rapi Andrea



## GORDINI CLUB FELD 2



### CLASSIFICA GAUDI-LAUF

POS No CONDUTTORE NAZ TEAM AUTO GR CL G TEMPO DISTACCO VEL GIRO VELOCE

#### ASSOLUTA

1	180	GRUENENWALD R.	A		RGR PROTOTYP	8		5	6'20.796	111.083 Km/h	1'13.110	4
2	312	BREUSS C.	G		RADICAL SR8	8		5	6'24.703	3.907	1'14.629	4
3	196	KUERSTEINER W.	A		KTM X-BOW	7		5	6'32.707	11.911	1'16.027	4
4	129	KOENIG M.	A		RENAULT MEGA	5		5	6'38.982	18.186	1'18.303	4
5	315	TSCHANN M.			PRC S4 SPORT	8		5	6'45.707	24.911	1'14.399	5
6	335	WOLFSFELLNER R.	G		SEAT LEON CU	6		5	6'47.305	26.509	1'18.069	4
7	186	LEIMGRUBER A.	A		BMW 325	5		5	6'47.954	27.158	1'20.023	3
8	124	ZWAHLEN W.	A		VW KAEFER	6		5	6'52.282	31.486	1'20.430	3
9	343	SCHULZ P.			VW GOLF	5		5	6'53.714	32.918	1'19.987	3
10	118	CONCORRENTE 118						5	6'58.540	37.744	1'19.610	4
11	122	BELLONI R.	A		OPEL KADETT	5		5	7'00.948	40.152	1'21.673	5
12	349	GUERTNER R.	G		SEAT LEON	5		5	7'01.805	41.009	1'20.091	4
13	166	SCHNEIDER A.	A		RENAULT CLIO	5		5	7'01.814	41.018	1'21.340	5
14	144	CHAPATTE C.			HONDA CIVIC	6		5	7'03.905	43.109	1'20.029	5
15	164	GRAF K.	G		SUBARU IMPRE	6		5	7'07.955	47.159	1'23.179	5
16	163	MAYER R.	A		SUBARU IMPRE	6		5	7'15.911	55.115	1'24.232	3

#### GRUPPO 5

1	129	KOENIG M.	A		RENAULT MEGA	5		5	6'38.982	106.019 Km/h	1'18.303	4
2	186	LEIMGRUBER A.	A		BMW 325	5		5	6'47.954	8.972	1'20.023	3
3	343	SCHULZ P.			VW GOLF	5		5	6'53.714	14.732	1'19.987	3
4	122	BELLONI R.	A		OPEL KADETT	5		5	7'00.948	21.966	1'21.673	5
5	349	GUERTNER R.	G		SEAT LEON	5		5	7'01.805	22.823	1'20.091	4
6	166	SCHNEIDER A.	A		RENAULT CLIO	5		5	7'01.814	22.832	1'21.340	5

#### GRUPPO 6

1	335	WOLFSFELLNER R.	G		SEAT LEON CU	6		5	6'47.305	103.853 Km/h	1'18.069	4
2	124	ZWAHLEN W.	A		VW KAEFER	6		5	6'52.282	4.977	1'20.430	3
3	144	CHAPATTE C.			HONDA CIVIC	6		5	7'03.905	16.600	1'20.029	5
4	164	GRAF K.	G		SUBARU IMPRE	6		5	7'07.955	20.650	1'23.179	5
5	163	MAYER R.	A		SUBARU IMPRE	6		5	7'15.911	28.606	1'24.232	3

#### GRUPPO 7

1	196	KUERSTEINER W.	A		KTM X-BOW	7		5	6'32.707	107.713 Km/h	1'16.027	4
---	-----	----------------	---	--	-----------	---	--	---	----------	--------------	----------	---

#### GRUPPO 8

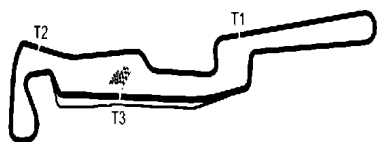
1	180	GRUENENWALD R.	A		RGR PROTOTYP	8		5	6'20.796	111.083 Km/h	1'13.110	4
2	312	BREUSS C.	G		RADICAL SR8	8		5	6'24.703	3.907	1'14.629	4
3	315	TSCHANN M.			PRC S4 SPORT	8		5	6'45.707	24.911	1'14.399	5

Esposta ore:

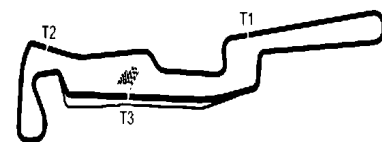
Il DSC: Rapi Andrea

ORA INIZIO ( )

ORA FINE ( )



## GORDINI CLUB FELD 2



### CLASSIFICA GIRI VELOCI GAUDI-LAUF

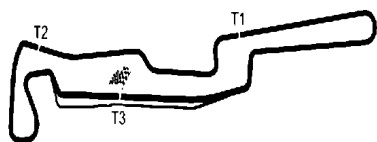
POS	No	CONDUTTORE	NAZ	TEAM	AUTO	GR	CL	TEMPO	DIST	GIR/TOT	MEDIA	2°	G.V.
1	180	<b>GRUENENWALD R.</b>	A		RGR PROTOTYP MAND	8		<b>1'13.110</b>		4/5	115.716		1'14.462
2	315	<b>TSCHANN M.</b>			PRC S4 SPORT	8		<b>1'14.399</b>	1.289	5/5	113.711		1'15.816
3	312	<b>BREUSS C.</b>	G		RADICAL SR8	8		<b>1'14.629</b>	1.519	4/5	113.360		1'14.648
4	196	<b>KUERSTEINER W.</b>	A		KTM X-BOW	7		<b>1'16.027</b>	2.917	4/5	111.276		1'16.835
5	335	<b>WOLFSFELLNER R.</b>	G		SEAT LEON CUP	6		<b>1'18.069</b>	4.959	4/5	108.365		1'18.537
6	129	<b>KOENIG M.</b>	A		RENAULT MEGANE CU	5		<b>1'18.303</b>	5.193	4/5	108.041		1'18.529
7	118	<b>CONCORRENTE 118</b>						<b>1'19.610</b>	6.500	4/5	106.268		1'20.613
8	343	<b>SCHULZ P.</b>			VW GOLF	5		<b>1'19.987</b>	6.877	3/5	105.767		1'20.996
9	186	<b>LEIMGRUBER A.</b>	A		BMW 325 i	5		<b>1'20.023</b>	6.913	3/5	105.719		1'20.460
10	144	<b>CHAPATTE C.</b>			HONDA CIVIC	6		<b>1'20.029</b>	6.919	5/5	105.711		1'22.869
11	349	<b>GUERTNER R.</b>	G		SEAT LEON	5		<b>1'20.091</b>	6.981	4/5	105.629		1'20.707
12	124	<b>ZWAHLEN W.</b>	A		VW KAEFER	6		<b>1'20.430</b>	7.320	3/5	105.184		1'20.804
13	166	<b>SCHNEIDER A.</b>	A		RENAULT CLIO CUP	5		<b>1'21.340</b>	8.230	5/5	104.007		1'22.537
14	122	<b>BELLONI R.</b>	A		OPEL KADETT C	5		<b>1'21.673</b>	8.563	5/5	103.583		1'22.215
15	164	<b>GRAF K.</b>	G		SUBARU IMPREZA	6		<b>1'23.179</b>	10.069	5/5	101.708		1'23.665
16	163	<b>MAYER R.</b>	A		SUBARU IMPREZA GT	6		<b>1'24.232</b>	11.122	3/5	100.436		1'24.990

Esposta ore:

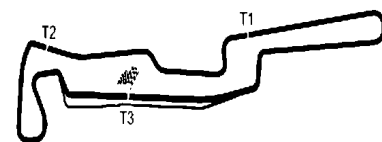
Il DSC: Rapi Andrea

ORA INIZIO ( )

ORA FINE ( )



## GORDINI CLUB FELD 2



### TABELLONE GIRI GAUDI-LAUF

POS	GRI	1	2	3	4	5
1.	122	315	<b>180</b>	<b>180</b>	<b>180</b>	<b>180</b>
2.	124	<b>180</b>	312	312	312	312
3.	129	196	129	196	196	196
4.	140	129	196	129	129	129
5.	144	312	186	186	186	315
6.	146	186	124	124	335	335
7.	163	343	335	335	124	186
8.	164	124	343	343	315	124
9.	166	166	122	315	343	343
10.	173	122	166	122	118	118
11.	176	335	164	166	122	122
12.	<b>180</b>	164	144	118	166	349
13.	186	144	118	164	349	166
14.	193	163	349	349	144	144
15.	196	118	315	144	164	164
16.	312	349	163	163	163	163
17.	313					
18.	314					
19.	315					
20.	327					
21.	334					
22.	335					
23.	336					
24.	343					
25.	344					
26.	349					
27.	118					

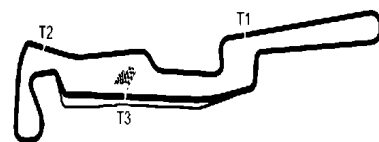
Esposta ore:

Il DSC: Rapi Andrea





## GORDINI CLUB FELD 2



### CLASSIFICA QUALIFYING

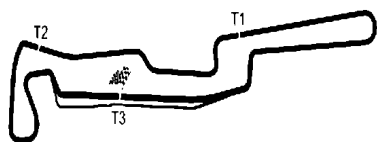
POS	No	CONDUTTORE	NAZ	TEAM	AUTO	GR	CL	TEMPO	DIST	GIR/TOT	MEDIA	2° G.V.
1	315	<b>TSCHANN M.</b>			PRC S4 SPORT	8		<b>1'12.006</b>		8/19	117.490	1'12.248
2	180	<b>GRUENENWALD R.</b>	A		RGR PROTOTYP MAND	8		<b>1'12.536</b>	0.530	10/11	116.631	1'13.753
3	312	<b>BREUSS C.</b>	G		RADICAL SR8	8		<b>1'13.725</b>	1.719	8/15	114.750	1'14.474
4	335	<b>WOLFSFELLNER R.</b>	G		SEAT LEON CUP	6		<b>1'16.561</b>	4.555	1/7	110.500	1'16.995
5	349	<b>GUERTNER R.</b>	G		SEAT LEON	5		<b>1'16.719</b>	4.713	5/7	110.272	1'16.914
6	314	<b>SPÖRALITSCH J.</b>	G		NORMA M20 EVO	7		<b>1'17.187</b>	5.181	12/13	109.603	1'17.407
7	196	<b>KUERSTEINER W.</b>	A		KTM X-BOW	7		<b>1'17.201</b>	5.195	10/11	109.584	1'17.337
8	129	<b>KOENIG M.</b>	A		RENAULT MEGANE CU	5		<b>1'18.206</b>	6.200	5/6	108.175	1'18.385
9	173	<b>MONTAZANI SAFAR</b>	A		SUBARU IMPREZA	7		<b>1'18.449</b>	6.443	4/8	107.840	1'18.511
10	344	<b>MUELLER C.</b>			BMW M3	7		<b>1'18.673</b>	6.667	6/7	107.533	1'19.403
11	140	<b>GRAF H.</b>	A		SUBARU IMPREZA	7		<b>1'19.267</b>	7.261	6/6	106.727	1'19.704
12	343	<b>SCHULZ P.</b>			VW GOLF	5		<b>1'19.422</b>	7.416	9/10	106.519	1'20.387
13	144	<b>CHAPATTE C.</b>			HONDA CIVIC	6		<b>1'19.491</b>	7.485	8/9	106.427	1'19.743
14	186	<b>LEIMGRUBER A.</b>	A		BMW 325 i	5		<b>1'19.610</b>	7.604	6/6	106.268	1'20.349
15	124	<b>ZWAHLEN W.</b>	A		VW KAEFER	6		<b>1'20.162</b>	8.156	7/8	105.536	1'20.998
16	336	<b>THRUN A.</b>			SEAT LEON	6		<b>1'20.506</b>	8.500	12/12	105.085	1'20.526
17	122	<b>BELLONI R.</b>	A		OPEL KADETT C	5		<b>1'21.519</b>	9.513	4/4	103.779	1'22.026
18	166	<b>SCHNEIDER A.</b>	A		RENAULT CLIO CUP	5		<b>1'21.794</b>	9.788	8/14	103.430	1'22.389
19	146	<b>DIENER M.</b>	A		OPEL KADETT C GT/	6		<b>1'22.556</b>	10.550	5/7	102.475	1'22.747
20	164	<b>GRAF K.</b>	G		SUBARU IMPREZA	6		<b>1'22.802</b>	10.796	6/11	102.171	1'22.948
21	163	<b>MAYER R.</b>	A		SUBARU IMPREZA GT	6		<b>1'23.717</b>	11.711	6/13	101.054	1'24.222

Esposta ore:

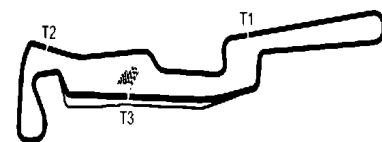
Il DSC: Rapi Andrea

ORA INIZIO ( )

ORA FINE ( )



# GORDINI CLUB FELD 4



## CLASSIFICA 1 TRAINING

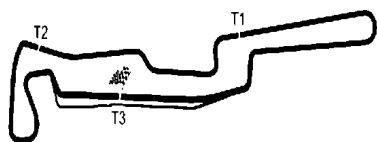
POS	No	CONDUTTORE	NAZ	TEAM	AUTO	GR	CL	TEMPO	DIST	GIR/TOT	MEDIA	2° G.V.
1	60	HOLLENSTEIN R.			DODGE VIPER RT/10	8		<b>1'20.140</b>		7/9	105.565	1'24.785
2	124	CONCORRENTE 124						<b>1'21.005</b>	0.865	4/7	104.437	1'21.703
3	86	TANNO S.	G		BMW E30	4		<b>1'22.781</b>	2.641	4/14	102.197	1'23.128
4	72	ZIEGLER A.	G		SUBARU IMPREZA	6		<b>1'22.868</b>	2.728	18/21	102.090	1'23.683
5	186	CONCORRENTE 186						<b>1'23.069</b>	2.929	10/10	101.843	1'28.476
6	176	CONCORRENTE 176						<b>1'23.222</b>	3.082	2/2	101.655	1'24.604
7	50	KOBLER G.	G		DODGE VIPER RT/10	8		<b>1'23.615</b>	3.475	9/10	101.178	1'25.502
8	3	DELTA RACING	A		SUBARU BRZ	3		<b>1'23.689</b>	3.549	8/10	101.088	1'23.977
9	122	CONCORRENTE 122						<b>1'23.696</b>	3.556	2/3	101.080	1'24.757
10	100	VINELLA G.			MITSUBISHI EVO 10	5		<b>1'24.319</b>	4.179	6/8	100.333	1'25.238
11	31	GREMINER T.	G		SUBARU IMPREZA WR	5		<b>1'24.404</b>	4.264	12/13	100.232	1'24.501
12	170	HANS F.	A		SUBARU IMPREZA	6		<b>1'24.506</b>	4.366	7/7	100.111	1'25.135
13	19	THRUN N.	G		SEAT LEON	3		<b>1'24.513</b>	4.373	14/16	100.102	1'24.571
14	91	SCHULER						<b>1'24.542</b>	4.402	11/12	100.068	1'26.764
15	15	ITEM CARLO & IS			SUBARU IMPREZA GT	6		<b>1'25.296</b>	5.156	14/17	99.184	1'25.971
16	147	SCHIESS A.	G		DODGE VIPER	8		<b>1'25.551</b>	5.411	7/9	98.888	1'25.887
17	196	CONCORRENTE 196						<b>1'26.112</b>	5.972	17/19	98.244	1'26.669
18	158	CONCORRENTE 158						<b>1'26.641</b>	6.501	2/4	97.644	1'26.820
19	58	GREUTER O.	G		SUBARU IMPREZA	6		<b>1'27.166</b>	7.026	4/9	97.056	1'31.571
20	131	CONCORRENTE 131						<b>1'27.166</b>	7.026	3/4	97.056	1'31.091
21	117	CONCORRENTE 117						<b>1'27.581</b>	7.441	4/5	96.596	1'30.227
22	146	CONCORRENTE 146						<b>1'27.907</b>	7.767	9/9	96.238	1'28.381
23	94	MUELLER P.						<b>1'28.354</b>	8.214	5/14	95.751	1'28.785
24	168	CONCORRENTE 168						<b>1'28.713</b>	8.573	9/13	95.363	1'31.343
25	92	SCHULER M.						<b>1'29.388</b>	9.248	9/13	94.643	1'30.796
26	380	CONCORRENTE 380						<b>1'30.227</b>	10.087	12/13	93.763	1'30.521
27	18	GAUCH U.	G		SUBARU IMPREZA WR	6		<b>1'30.462</b>	10.322	6/18	93.519	1'31.428
28	29	STENGL B.			BMW 3	3		<b>1'30.849</b>	10.709	17/17	93.121	1'30.942
29	95	ZECH						<b>1'34.067</b>	13.927	1/6	89.935	1'37.338
30	76	BUNTSCHU S.			SUBARU IMPREZA WR	6		<b>1'35.310</b>	15.170	12/13	88.762	1'36.598
31	63	GEHRING B.	G		SUBARU IMPREZA ST	5		<b>1'36.566</b>	16.426	7/9	87.608	1'37.243
32	56	GAUCH Y.	G		TOYOTA MR2 HARDTO	2		<b>1'37.035</b>	16.895	5/8	87.185	1'38.602
33	26	GRAF P.	G		FORD FIESTA	2		<b>1'38.975</b>	18.835	7/9	85.476	1'41.179
34	81	WEISS N.	G		SUBARU IMPREZA GT	6		<b>1'39.042</b>	18.902	4/8	85.418	1'42.012
35	93	FRITSCH						<b>1'39.252</b>	19.112	2/4	85.237	1'44.237
36	67	KYPREOS C.	G		SUBARU IMPREZA WR	4		<b>1'40.172</b>	20.032	8/8	84.454	1'40.482
37	59	HERREN S.	G		PEUGEOT 207 GTI	3		<b>1'41.517</b>	21.377	3/7	83.335	1'42.151

Esposta ore:

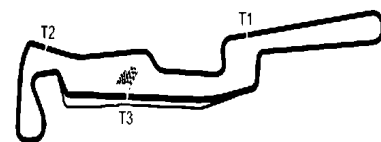
Il DSC: Rapi Andrea

ORA INIZIO ( )

ORA FINE ( )



# GORDINI CLUB FELD 4



## CLASSIFICA 2 TRAINING

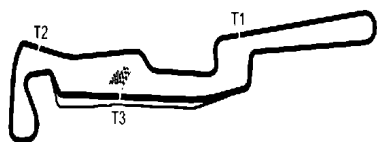
POS	No	CONDUTTORE	NAZ	TEAM	AUTO	GR	CL	TEMPO	DIST	GIR/TOT	MEDIA	2° G.V.
1	86	TANNO S.	G		BMW E30	4		<b>1'21.037</b>		2/12	104.396	1'21.412
2	196	CONCORRENTE 196						<b>1'21.098</b>	0.061	5/7	104.318	1'22.687
3	60	HOLLENSTEIN R.						<b>1'21.167</b>	0.130	5/7	104.229	1'22.901
4	147	SCHIESS A.	G		DODGE VIPER RT/10	8		<b>1'21.459</b>	0.422	3/7	103.855	1'22.321
5	50	KOBLER G.	G		DODGE VIPER RT/10	8		<b>1'22.041</b>	1.004	5/7	103.119	1'23.146
6	72	ZIEGLER A.	G		SUBARU IMPREZA	6		<b>1'22.243</b>	1.206	7/13	102.865	1'22.933
7	163	CONCORRENTE 163						<b>1'23.816</b>	2.779	11/11	100.935	1'24.469
8	91	SCHULER						<b>1'24.008</b>	2.971	12/12	100.704	1'24.980
9	19	THRUN N.	G		SEAT LEON	3		<b>1'24.718</b>	3.681	7/12	99.860	1'24.958
10	186	CONCORRENTE 186						<b>1'24.767</b>	3.730	3/6	99.802	1'25.275
11	31	GREMINER T.	G		SUBARU IMPREZA WR	5		<b>1'25.018</b>	3.981	7/14	99.508	1'26.736
12	3	DELTA RACING	A		SUBARU BRZ	3		<b>1'26.647</b>	5.610	1/3	97.637	1'39.866
13	122	CONCORRENTE 122						<b>1'27.169</b>	6.132	5/6	97.052	1'27.607
14	58	GREUTER O.	G		SUBARU IMPREZA	6		<b>1'28.097</b>	7.060	5/5	96.030	1'28.226
15	92	SCHULER M.						<b>1'28.529</b>	7.492	11/11	95.561	1'28.982
16	380	CONCORRENTE 380						<b>1'29.158</b>	8.121	4/14	94.887	1'30.005
17	29	STENGL B.			BMW 3	3		<b>1'29.162</b>	8.125	4/13	94.883	1'29.257
18	94	MUELLER P.						<b>1'29.626</b>	8.589	1/9	94.392	1'30.519
19	81	WEISS N.	G		SUBARU IMPREZA GT	6		<b>1'31.460</b>	10.423	2/6	92.499	1'32.145
20	18	GAUCH U.	G		SUBARU IMPREZA WR	6		<b>1'32.032</b>	10.995	2/12	91.924	1'33.440
21	95	ZECH						<b>1'32.703</b>	11.666	4/5	91.259	1'33.952
22	15	ITEM CARLO & IS			SUBARU IMPREZA GT	6		<b>1'33.358</b>	12.321	5/13	90.618	1'33.780
23	168	CONCORRENTE 168						<b>1'33.697</b>	12.660	10/10	90.291	1'34.049
24	63	GEHRING B.	G		SUBARU IMPREZA ST	5		<b>1'33.747</b>	12.710	9/10	90.242	1'37.065
25	76	BUNTSCHU S.			SUBARU IMPREZA WR	6		<b>1'34.998</b>	13.961	10/10	89.054	1'35.150
26	67	KYPREOS C.	G		SUBARU IMPREZA WR	4		<b>1'36.588</b>	15.551	6/6	87.588	1'39.884
27	56	GAUCH Y.	G		TOYOTA MR2 HARDTO	2		<b>1'39.130</b>	18.093	3/11	85.342	1'41.094
28	59	HERREN S.	G		PEUGEOT 207 GTI	3		<b>1'41.688</b>	20.651	4/5	83.195	1'46.380

Esposta ore:

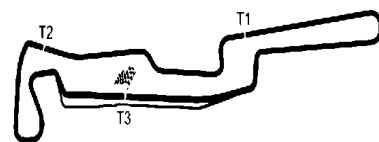
Il DSC: Rapi Andrea

ORA INIZIO ( )

ORA FINE ( )



# GORDINI CLUB FELD 4



## CLASSIFICA 3 TRAINING

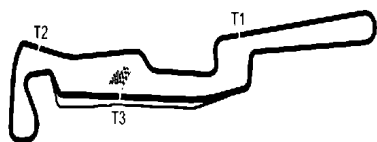
POS	No	CONDUTTORE	NAZ	TEAM	AUTO	GR	CL	TEMPO	DIST	GIR/TOT	MEDIA	2° G.V.
1	315	<b>CONCORRENTE 315</b>						<b>1'17.166</b>		6/6	109.633	1'19.251
2	86	<b>TANNO S.</b>	G		BMW E30	4		<b>1'19.647</b>	2.481	13/14	106.218	1'19.902
3	147	<b>SCHIESS A.</b>	G		DODGE VIPER	8		<b>1'21.594</b>	4.428	4/5	103.684	1'23.524
4	72	<b>ZIEGLER A.</b>	G		SUBARU IMPREZA	6		<b>1'22.187</b>	5.021	7/9	102.935	1'22.614
5	158	<b>CONCORRENTE 158</b>						<b>1'22.403</b>	5.237	2/3	102.666	1'25.267
6	60	<b>HOLLENSTEIN R.</b>			DODGE VIPER RT/10	8		<b>1'22.679</b>	5.513	4/6	102.323	1'24.231
7	50	<b>KOBLER G.</b>	G		DODGE VIPER RT/10	8		<b>1'23.087</b>	5.921	4/6	101.820	1'24.228
8	196	<b>CONCORRENTE 196</b>						<b>1'23.428</b>	6.262	10/11	101.404	1'24.609
9	15	<b>ITEM CARLO &amp; IS</b>			SUBARU IMPREZA GT	6		<b>1'24.694</b>	7.528	9/11	99.889	1'25.136
10	131	<b>CONCORRENTE 131</b>						<b>1'24.982</b>	7.816	8/9	99.550	1'26.528
11	31	<b>GREMINER T.</b>	G		SUBARU IMPREZA WR	5		<b>1'25.219</b>	8.053	4/11	99.273	1'26.006
12	3	<b>DELTA RACING</b>	A		SUBARU BRZ	3		<b>1'25.226</b>	8.060	11/12	99.265	1'25.865
13	91	<b>SCHULER</b>						<b>1'25.420</b>	8.254	5/13	99.040	1'27.414
14	100	<b>VINELLA G.</b>			MINISUBISHI EVO 10	5		<b>1'26.620</b>	9.454	3/4	97.667	1'27.449
15	170	<b>HANS F.</b>	A		SUBARU IMPREZA	6		<b>1'26.851</b>	9.685	5/6	97.408	1'26.858
16	29	<b>STENGL B.</b>			BMW 3	3		<b>1'28.252</b>	11.086	9/11	95.861	1'28.986
17	380	<b>CONCORRENTE 380</b>						<b>1'28.740</b>	11.574	10/12	95.334	1'29.106
18	168	<b>CONCORRENTE 168</b>						<b>1'29.312</b>	12.146	4/5	94.724	1'30.987
19	146	<b>CONCORRENTE 146</b>						<b>1'30.199</b>	13.033	1/1	93.792	
20	63	<b>GEHRING B.</b>	G		SUBARU IMPREZA ST	5		<b>1'30.600</b>	13.434	9/10	93.377	1'31.662
21	92	<b>SCHULER M.</b>						<b>1'30.664</b>	13.498	3/12	93.311	1'31.663
22	18	<b>GAUCH U.</b>	G		SUBARU IMPREZA WR	6		<b>1'30.958</b>	13.792	2/3	93.009	1'37.457
23	96	<b>CONCORRENTE 96</b>						<b>1'32.312</b>	15.146	5/7	91.645	1'32.422
24	93	<b>FRITSCH</b>						<b>1'34.015</b>	16.849	11/11	89.985	1'34.130
25	56	<b>GAUCH Y.</b>	G		TOYOTA MR2 HARDTO	2		<b>1'35.250</b>	18.084	3/5	88.818	1'36.090
26	95	<b>ZECH</b>						<b>1'35.464</b>	18.298	1/4	88.619	1'41.556
27	67	<b>KYPREOS C.</b>	G		SUBARU IMPREZA WR	4		<b>1'35.733</b>	18.567	2/3	88.370	1'37.573
28	26	<b>GRAF P.</b>	G		FORD FIESTA	2		<b>1'35.977</b>	18.811	9/11	88.146	1'36.574
29	76	<b>BUNTSCHU S.</b>			SUBARU IMPREZA WR	6		<b>1'36.159</b>	18.993	10/11	87.979	1'38.814

Esposta ore:

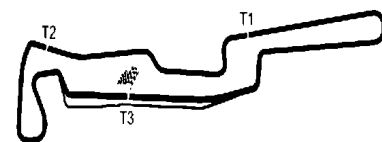
Il DSC: Rapi Andrea

ORA INIZIO ( )

ORA FINE ( )



# GORDINI CLUB FELD 4



## CLASSIFICA 4 TRAINING

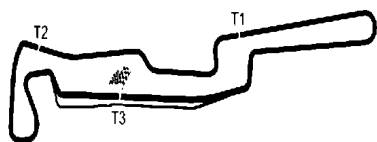
POS	No	CONDUTTORE	NAZ	TEAM	AUTO	GR	CL	TEMPO	DIST	GIR/TOT	MEDIA	2° G.V.
1	315	CONCORRENTE 315						<b>1'19.534</b>		5/10	106.369	1'21.367
2	133	CONCORRENTE 133						<b>1'19.580</b>	0.046	9/11	106.308	1'19.911
3	60	HOLLENSTEIN R.			DODGE VIPER RT/10	8		<b>1'20.532</b>	0.998	1/5	105.051	1'20.830
4	132	CONCORRENTE 132						<b>1'20.684</b>	1.150	7/10	104.853	1'20.850
5	50	KOBLE G.	G		DODGE VIPER RT/10	8		<b>1'20.797</b>	1.263	4/11	104.706	1'22.603
6	158	CONCORRENTE 158						<b>1'21.622</b>	2.088	3/4	103.648	1'23.368
7	196	CONCORRENTE 196						<b>1'21.701</b>	2.167	1/8	103.548	1'22.417
8	72	ZIEGLER A.	G		SUBARU IMPREZA	6		<b>1'21.705</b>	2.171	4/11	103.543	1'22.178
9	100	VINELLA G.			MITSUBISHI EVO 10	5		<b>1'22.455</b>	2.921	5/5	102.601	1'25.707
10	29	STENGL B.			BMW 3	3		<b>1'23.120</b>	3.586	21/24	101.780	1'28.397
11	91	SCHULER						<b>1'23.366</b>	3.832	22/25	101.480	1'23.634
12	131	CONCORRENTE 131						<b>1'23.553</b>	4.019	3/9	101.253	1'23.636
13	170	HANS F.	A		SUBARU IMPREZA	6		<b>1'23.601</b>	4.067	12/17	101.194	1'24.318
14	3	DELTA RACING	A		SUBARU BRZ	3		<b>1'23.646</b>	4.112	10/13	101.140	1'24.374
15	122	CONCORRENTE 122						<b>1'24.280</b>	4.746	1/4	100.379	1'24.654
16	15	ITEM CARLO & IS			SUBARU IMPREZA GT	6		<b>1'24.321</b>	4.787	2/18	100.330	1'24.418
17	19	THRUN N.	G		SEAT LEON	3		<b>1'24.326</b>	4.792	7/8	100.324	1'24.957
18	147	SCHIESS A.	G		DODGE VIPER	8		<b>1'25.128</b>	5.594	9/11	99.379	1'27.417
19	163	CONCORRENTE 163						<b>1'25.462</b>	5.928	11/12	98.991	1'25.518
20	31	GREMINER T.	G		SUBARU IMPREZA WR	5		<b>1'25.977</b>	6.443	6/11	98.398	1'26.612
21	63	GEHRING B.	G		SUBARU IMPREZA ST	5		<b>1'27.970</b>	8.436	11/23	96.169	1'28.600
22	146	CONCORRENTE 146						<b>1'28.240</b>	8.706	1/2	95.874	1'28.258
23	92	SCHULER M.						<b>1'28.240</b>	8.706	12/15	95.874	1'29.000
24	380	CONCORRENTE 380						<b>1'29.411</b>	9.877	13/20	94.619	1'29.477
25	76	BUNTSCHU S.			SUBARU IMPREZA WR	6		<b>1'29.669</b>	10.135	6/6	94.346	1'36.135
26	96	CONCORRENTE 96						<b>1'29.936</b>	10.402	3/10	94.066	1'30.275
27	168	CONCORRENTE 168						<b>1'33.351</b>	13.817	1/5	90.625	1'33.462
28	95	ZECH						<b>1'33.500</b>	13.966	5/7	90.481	1'33.611
29	93	FRITSCH						<b>1'33.987</b>	14.453	13/16	90.012	1'34.146
30	67	KYPREOS C.	G		SUBARU IMPREZA WR	4		<b>1'34.567</b>	15.033	2/3	89.460	1'36.502
31	18	GAUCH U.	G		SUBARU IMPREZA WR	6		<b>1'34.684</b>	15.150	2/6	89.349	1'35.764
32	26	GRAF P.	G		FORD FIESTA	2		<b>1'36.000</b>	16.466	16/22	88.125	1'36.054
33	56	GAUCH Y.	G		TOYOTA MR2 HARDTO	2		<b>1'38.126</b>	18.592	4/9	86.215	1'38.540

Esposta ore:

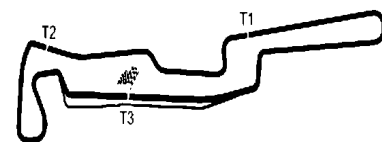
Il DSC: Rapi Andrea

ORA INIZIO ( )

ORA FINE ( )



## GORDINI CLUB FELD 4



### CLASSIFICA 5 TRAINING

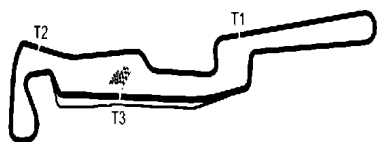
POS	No	CONDUTTORE	NAZ	TEAM	AUTO	GR	CL	TEMPO	DIST	GIR/TOT	MEDIA	2°	G.V.
1	72	ZIEGLER A.	G		SUBARU IMPREZA	6		<b>1'19.867</b>		12/17	105.926		1'20.284
2	65	DE GANI L.	G		RENAULT CLIO CUP	4		<b>1'19.893</b>	0.026	3/6	105.891		1'19.935
3	60	HOLLENSTEIN R.			DODGE VIPER RT/10	8		<b>1'19.934</b>	0.067	6/9	105.837		1'20.256
4	147	SCHIESS A.	G		DODGE VIPER	8		<b>1'20.226</b>	0.359	5/7	105.452		1'21.513
5	196	CONCORRENTE 196						<b>1'21.683</b>	1.816	13/17	103.571		1'22.068
6	132	CONCORRENTE 132						<b>1'22.129</b>	2.262	2/8	103.008		1'22.171
7	3	DELTA RACING	A		SUBARU BRZ	3		<b>1'22.290</b>	2.423	4/12	102.807		1'23.997
8	146	CONCORRENTE 146						<b>1'22.702</b>	2.835	11/11	102.294		1'23.574
9	91	SCHULER						<b>1'22.802</b>	2.935	13/16	102.171		1'22.894
10	50	KOBLER G.	G		DODGE VIPER RT/10	8		<b>1'22.890</b>	3.023	5/9	102.062		1'23.599
11	158	CONCORRENTE 158						<b>1'25.018</b>	5.151	1/2	99.508		
12	31	GREMINER T.	G		SUBARU IMPREZA WR	5		<b>1'26.145</b>	6.278	11/13	98.206		1'26.177
13	163	CONCORRENTE 163						<b>1'26.739</b>	6.872	5/5	97.533		1'27.722
14	20	CONCORRENTE 20						<b>1'27.233</b>	7.366	7/7	96.981		1'28.926
15	92	SCHULER M.						<b>1'27.637</b>	7.770	5/9	96.534		1'29.268
16	15	ITEM CARLO & IS			SUBARU IMPREZA GT	6		<b>1'30.814</b>	10.947	11/15	93.157		1'31.023
17	93	FRITSCH						<b>1'34.187</b>	14.320	5/7	89.821		1'34.946
18	26	GRAF P.	G		FORD FIESTA	2		<b>1'36.567</b>	16.700	7/12	87.607		1'36.617
19	133	CONCORRENTE 133						<b>2'39.216</b>	1'19.349	1/1	53.135		

Esposta ore:

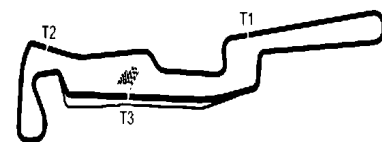
Il DSC: Rapi Andrea

ORA INIZIO ( )

ORA FINE ( )



## GORDINI CLUB FELD 4



### CLASSIFICA 6 TRAINING

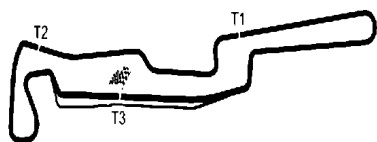
POS	No	CONDUTTORE	NAZ	TEAM	AUTO	GR	CL	TEMPO	DIST	GIR/TOT	MEDIA	2° G.V.
1	60	<b>HOLLENSTEIN R.</b>			DODGE VIPER RT/10	8		<b>1'18.637</b>		4/11	107.582	1'20.147
2	196	<b>CONCORRENTE 196</b>						<b>1'19.976</b>	1.339	4/26	105.781	1'20.263
3	65	<b>DE GANI L.</b>	G		RENAULT CLIO CUP	4		<b>1'20.680</b>	2.043	1/8	104.858	1'20.800
4	72	<b>ZIEGLER A.</b>	G		SUBARU IMPREZA	6		<b>1'20.812</b>	2.175	6/13	104.687	1'21.086
5	147	<b>SCHIESS A.</b>	G		DODGE VIPER	8		<b>1'21.153</b>	2.516	7/8	104.247	1'22.089
6	146	<b>CONCORRENTE 146</b>						<b>1'21.884</b>	3.247	11/12	103.316	1'22.064
7	50	<b>KOBLER G.</b>	G		DODGE VIPER RT/10	8		<b>1'21.959</b>	3.322	4/6	103.222	1'22.052
8	133	<b>CONCORRENTE 133</b>						<b>1'21.992</b>	3.355	12/12	103.180	1'22.109
9	132	<b>CONCORRENTE 132</b>						<b>1'22.367</b>	3.730	1/16	102.711	1'22.402
10	131	<b>CONCORRENTE 131</b>						<b>1'22.684</b>	4.047	16/18	102.317	1'22.897
11	91	<b>SCHULER</b>						<b>1'23.053</b>	4.416	2/19	101.862	1'23.110
12	3	<b>DELTA RACING</b>	A		SUBARU BRZ	3		<b>1'23.148</b>	4.511	13/15	101.746	1'24.120
13	163	<b>CONCORRENTE 163</b>						<b>1'23.938</b>	5.301	3/7	100.788	1'24.080
14	31	<b>GREMINER T.</b>	G		SUBARU IMPREZA WR	5		<b>1'26.092</b>	7.455	6/9	98.266	1'26.117
15	92	<b>SCHULER M.</b>						<b>1'28.222</b>	9.585	2/12	95.894	1'28.720
16	380	<b>CONCORRENTE 380</b>						<b>1'28.917</b>	10.280	7/18	95.144	1'29.035
17	15	<b>ITEM CARLO &amp; IS</b>			SUBARU IMPREZA GT	6		<b>1'30.144</b>	11.507	7/8	93.849	1'31.368
18	26	<b>GRAF P.</b>	G		FORD FIESTA	2		<b>1'32.988</b>	14.351	10/10	90.979	1'33.175
19	93	<b>FRITSCH</b>						<b>1'34.185</b>	15.548	7/11	89.823	1'34.260

Esposta ore:

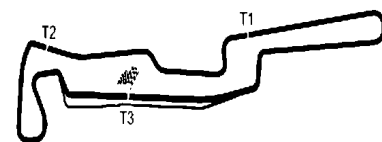
Il DSC: Rapi Andrea

ORA INIZIO ( )

ORA FINE ( )



## GORDINI CLUB FELD 4



### CLASSIFICA 7 TRAINING

POS	No	CONDUTTORE	NAZ	TEAM	AUTO	GR	CL	TEMPO	DIST	GIR/TOT	MEDIA	2°	G.V.
1	133	<b>CONCORRENTE 133</b>						<b>1'21.221</b>		7/11	104.160		1'21.332
2	65	<b>DE GANI L.</b>	G		RENAULT CLIO CUP	4		<b>1'22.237</b>	1.016	3/4	102.873		1'23.091
3	131	<b>CONCORRENTE 131</b>						<b>1'22.251</b>	1.030	8/11	102.855		1'22.643
4	196	<b>CONCORRENTE 196</b>						<b>1'22.312</b>	1.091	13/17	102.779		1'22.511
5	50	<b>KOBLER G.</b>	G		DODGE VIPER RT/10	8		<b>1'22.550</b>	1.329	2/6	102.483		1'23.899
6	132	<b>CONCORRENTE 132</b>						<b>1'22.786</b>	1.565	4/11	102.191		1'22.858
7	158	<b>CONCORRENTE 158</b>						<b>1'26.907</b>	5.686	1/2	97.345		
8	380	<b>CONCORRENTE 380</b>						<b>1'29.570</b>	8.349	2/10	94.451		1'29.889
9	26	<b>GRAF P.</b>	G		FORD FIESTA	2		<b>1'37.494</b>	16.273	10/11	86.774		1'37.874

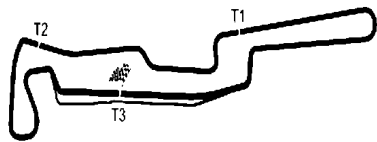
Esposta ore:

Il DSC: Rapi Andrea

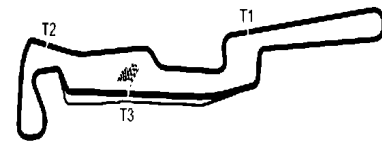
ORA INIZIO ( )

ORA FINE ( )





## GORDINI CLUB FELD 4



### ELENCO TRANSPONDER

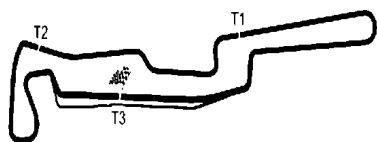
POS	No	CONDUTTORE	NAZ	TEAM	AUTO	GR	CL	TRANSP 1	TRANSP 2
1	118	<b>ARAMIS Team</b>	G		FERRARI 360 GT2	8			1084
2	100	<b>VINELLA Giorgio</b>			MITSUBISHI EVO 10	5			282
3	1	<b>RAVETTO Manfredi</b>	G		FERRARI 550	8			
4	147	<b>SCHIESS Albert</b>	G		DODGE VIPER	8			
5	15	<b>ITEM CARLO &amp; ISABELL</b>			SUBARU IMPREZA GT	6			1739
6	170	<b>HANS Fredy</b>	A		SUBARU IMPREZA	6			1392
7	18	<b>GAUCH Urs</b>	G		SUBARU IMPREZA WRX S	6			
8	19	<b>THRUN Nicolas</b>	G		SEAT LEON	3			
9	26	<b>GRAF Patricia</b>	G		FORD FIESTA	2			1294
10	29	<b>STENGL Benjamin</b>			BMW 3	3			
11	3	<b>DELTA RACING</b>	A		SUBARU BRZ	3			
12	31	<b>GREMINER Thomas</b>	G		SUBARU IMPREZA WRX S	5			533
13	50	<b>KOBLER Gregor</b>	G		DODGE VIPER RT/10	8			
14	56	<b>GAUCH Yannic</b>	G		TOYOTA MR2 HARDTOP	2			
15	58	<b>GREUTER Oliver</b>	G		SUBARU IMPREZA	6			263
16	59	<b>HERREN Sven</b>	G		PEUGEOT 207 GTI	3			
17	60	<b>HOLLENSTEIN Remo</b>			DODGE VIPER RT/10	8			
18	63	<b>GEHRING Benjamin</b>	G		SUBARU IMPREZA STI	5			843
19	65	<b>DE GANI Leandro</b>	G		RENAULT CLIO CUP	4			1638
20	67	<b>KYPREOS Christos</b>	G		SUBARU IMPREZA WRX S	4			
21	72	<b>ZIEGLER Andreas</b>	G		SUBARU IMPREZA	6			
22	76	<b>BUNTSCHU Steven</b>			SUBARU IMPREZA WRX S	6			1261
23	81	<b>WEISS Nicola</b>	G		SUBARU IMPREZA GT	6			
24	86	<b>TANNO Stefan</b>	G		BMW E30	4			712
25	91	<b>SCHULER</b>							1185
26	92	<b>SCHULER M.</b>							1022
27	93	<b>FRITSCH</b>							375
28	94	<b>MUELLER Philipp</b>							672
29	95	<b>ZECH</b>							
30	196	<b>CONCORRENTE 196</b>							
31	380	<b>CONCORRENTE 380</b>							815
32	117	<b>CONCORRENTE 117</b>							323
33	124	<b>CONCORRENTE 124</b>							
34	186	<b>CONCORRENTE 186</b>							595
35	146	<b>CONCORRENTE 146</b>							
36	168	<b>CONCORRENTE 168</b>							643
37	176	<b>CONCORRENTE 176</b>							1706

---

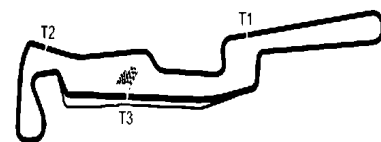
<i>POS</i>	<i>No</i>	<i>CONDUTTORE</i>	<i>NAZ</i>	<i>TEAM</i>	<i>AUTO</i>	<i>GR</i>	<i>CL</i>	<i>TRANSP 1</i>	<i>TRANSP 2</i>
38	158	<b>CONCORRENTE 158</b>							
39	122	<b>CONCORRENTE 122</b>							629
40	131	<b>CONCORRENTE 131</b>							499
41	163	<b>CONCORRENTE 163</b>							327
42	96	<b>CONCORRENTE 96</b>							
43	315	<b>CONCORRENTE 315</b>							347
44	182	<b>CONCORRENTE 182</b>							
45	169	<b>CONCORRENTE 169</b>							
46	133	<b>CONCORRENTE 133</b>							
47	132	<b>CONCORRENTE 132</b>							509
48	20	<b>CONCORRENTE 20</b>							

Esposta ore:

Il DSC: Rapi Andrea



# GORDINI CLUB FELD 1 + 2



## CLASSIFICA 1 TRAINING

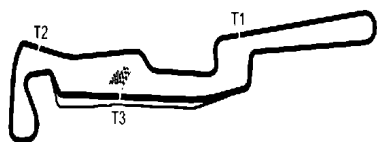
POS	No	CONDUTTORE	NAZ	TEAM	AUTO	GR	CL	TEMPO	DIST	GIR/TOT	MEDIA	2° G.V.
1	315	<b>BREUSS C.</b>			PRC S4 SPORT	8		<b>1'14.891</b>		6/6	112.964	1'15.254
2	180	<b>GRUENENWALD R.</b>	A		RGR PROTOTYP MAND	8		<b>1'15.192</b>	0.301	13/15	112.511	1'15.306
3	344	<b>MUELLER C.</b>			BMW M3	7		<b>1'18.029</b>	3.138	5/6	108.421	1'19.137
4	335	<b>WOLFSFELLNER R.</b>	G		SEAT LEON CUP	6		<b>1'18.152</b>	3.261	11/11	108.250	1'18.440
5	334	<b>CONCORRENTE 334</b>						<b>1'18.323</b>	3.432	3/4	108.014	1'19.668
6	349	<b>GUERTNER R.</b>	G		SEAT LEON	5		<b>1'18.570</b>	3.679	7/10	107.674	1'19.242
7	196	<b>KUERSTEINER W.</b>	A		KTM X-BOW	7		<b>1'18.712</b>	3.821	2/7	107.480	1'19.443
8	129	<b>KOENIG M.</b>	A		RENAULT MEGANE CU	5		<b>1'18.912</b>	4.021	8/12	107.208	1'19.170
9	313	<b>KRONAST F.M.</b>			BMW 2002	8		<b>1'19.415</b>	4.524	3/4	106.528	1'19.489
10	140	<b>GRAF H.</b>	A		SUBARU IMPREZA	7		<b>1'19.909</b>	5.018	15/17	105.870	1'21.930
11	193	<b>BLASER M.</b>	A		PEUGEOT 205	5		<b>1'21.021</b>	6.130	15/15	104.417	1'21.200
12	173	<b>MONTAZANI SAFAR</b>	A		SUBARU IMPREZA	7		<b>1'21.153</b>	6.262	11/11	104.247	1'25.329
13	142	<b>CAPPAI C.</b>	A		RENAULT CLIO CUP	4		<b>1'21.501</b>	6.610	14/21	103.802	1'22.807
14	186	<b>LEIMGRUBER A.</b>	A		BMW 325 i	5		<b>1'21.561</b>	6.670	6/8	103.726	1'22.083
15	122	<b>BELLONI R.</b>	A		OPEL KADETT C	5		<b>1'21.585</b>	6.694	4/13	103.695	1'21.716
16	177	<b>EMMRICH T.</b>	A		ALFA ROMEO GTA	4		<b>1'21.600</b>	6.709	13/14	103.676	1'21.899
17	343	<b>SCHULZ P.</b>			VW GOLF	5		<b>1'21.657</b>	6.766	7/15	103.604	1'23.360
18	327	<b>WALDINGER C.</b>			OPEL KADETT	7		<b>1'21.793</b>	6.902	3/3	103.431	1'22.229
19	182	<b>NIPP JUNIOR E.</b>	A		RENAULT MEGANE CU	4		<b>1'21.804</b>	6.913	10/11	103.417	1'21.875
20	312	<b>TSCHANN M.</b>	G		RADICAL SR8	8		<b>1'21.871</b>	6.980	9/13	103.333	1'22.803
21	136	<b>METZGER M.</b>	A		TOYOTA CELICA	3		<b>1'21.980</b>	7.089	10/10	103.195	1'23.197
22	176	<b>MEIER D.</b>	G		CHEVROLET CORVETT	8		<b>1'21.989</b>	7.098	7/13	103.184	1'23.873
23	135	<b>KILCHENMANN M.</b>	A		ALFA ROMEO 33	3		<b>1'22.087</b>	7.196	4/7	103.061	1'22.430
24	158	<b>RICHNER S.</b>	A		RENAULT CLIO CUP	4		<b>1'22.098</b>	7.207	4/5	103.047	1'23.125
25	124	<b>ZWAHLEN W.</b>	A		VW KAEFER	6		<b>1'22.112</b>	7.221	6/6	103.030	1'23.303
26	156	<b>WAIBEL S.</b>	A		ALFA ROMEO 33 1.7	3		<b>1'22.669</b>	7.778	3/5	102.335	1'27.058
27	125	<b>BOXERSPORT.CH</b>	A		ALFA ROMEO SPRINT	3		<b>1'22.784</b>	7.893	7/9	102.193	1'24.052
28	166	<b>SCHNEIDER A.</b>	A		RENAULT CLIO CUP	5		<b>1'22.960</b>	8.069	16/17	101.976	1'24.080
29	144	<b>CHAPATTE C.</b>			HONDA CIVIC	6		<b>1'23.114</b>	8.223	12/14	101.787	1'23.870
30	350	<b>LEHMEIER B.M.</b>	G		VW GOLF	4		<b>1'23.202</b>	8.311	10/23	101.680	1'23.211
31	163	<b>MAYER R.</b>	A		SUBARU IMPREZA GT	6		<b>1'23.368</b>	8.477	23/24	101.477	1'23.447
32	138	<b>HAUSAMMAN D.</b>	A		PEUGEOT 205 GTI	4		<b>1'23.437</b>	8.546	7/9	101.393	1'23.564
33	134	<b>WOBMAN J.</b>	A		HONDA CIVIC	3		<b>1'23.839</b>	8.948	11/11	100.907	1'24.701
34	164	<b>GRAF K.</b>	G		SUBARU IMPREZA	6		<b>1'24.462</b>	9.571	12/17	100.163	1'24.498
35	121	<b>BISSEGGER M.</b>	A		HONDA CIVIC TYPE	4		<b>1'25.276</b>	10.385	6/6	99.207	1'25.303
36	143	<b>BLEIKER M.</b>	A		HONDA CRX V-TEC	4		<b>1'26.084</b>	11.193	17/21	98.276	1'26.630
37	352	<b>CONCORRENTE 352</b>						<b>1'29.622</b>	14.731	2/4	94.396	1'31.982
38	358	<b>WUENSCHER H.</b>	G		BMW 318	4		<b>1'30.707</b>	15.816	3/4	93.267	1'33.767
39	168	<b>GIGER R.</b>	A		BMW 320 E36	2		<b>1'31.067</b>	16.176	5/5	92.898	1'32.102
40	146	<b>DIENER M.</b>	A		OPEL KADETT C GT/	6		<b>1'38.080</b>	23.189	1/1	86.256	

Esposta ore:

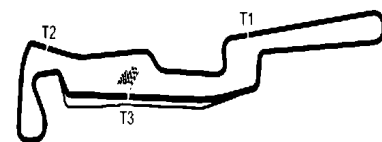
Il DSC: Rapi Andrea

ORA INIZIO ( )

ORA FINE ( )



## GORDINI CLUB FELD 1 + 2



### CLASSIFICA 2 TRAINING

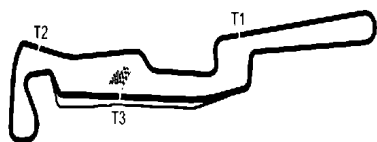
POS	No	CONDUTTORE	NAZ	TEAM	AUTO	GR	CL	TEMPO	DIST	GIR/TOT	MEDIA	2° G.V.
1	180	GRUENENWALD R.	A		RGR PROTOTYP MAND	8		<b>1'13.187</b>		9/15	115.594	1'14.475
2	315	BREUSS C.			PRC S4 SPORT	8		<b>1'13.233</b>	0.046	11/14	115.521	1'14.216
3	314	SPORALITSCH J.	G		NORMA M20 EVO	7		<b>1'16.889</b>	3.702	18/19	110.028	1'17.952
4	334	CONCORRENTE 334						<b>1'17.589</b>	4.402	4/10	109.036	1'17.815
5	344	MUELLER C.			BMW M3	7		<b>1'18.483</b>	5.296	6/9	107.794	1'19.485
6	349	GUERTNER R.	G		SEAT LEON	5		<b>1'18.704</b>	5.517	13/17	107.491	1'18.908
7	173	MONTAZANI SAFAR	A		SUBARU IMPREZA	7		<b>1'18.708</b>	5.521	7/7	107.485	1'19.811
8	129	KOENIG M.	A		RENAULT MEGANE CU	5		<b>1'19.081</b>	5.894	3/5	106.978	1'20.361
9	335	WOLFSFELLNER R.	G		SEAT LEON CUP	6		<b>1'19.529</b>	6.342	11/12	106.376	1'20.131
10	133	CORRADO M.	G		RENAULT CLIO CUP	4		<b>1'19.815</b>	6.628	11/16	105.995	1'20.196
11	121	BISSEGGER M.	A		HONDA CIVIC TYPE	4		<b>1'20.256</b>	7.069	6/6	105.412	1'20.320
12	136	METZGER M.	A		TOYOTA CELICA	3		<b>1'20.317</b>	7.130	2/11	105.332	1'20.465
13	343	SCHULZ P.			VW GOLF	5		<b>1'20.359</b>	7.172	25/25	105.277	1'20.686
14	336	THRUN A.			SEAT LEON	6		<b>1'20.380</b>	7.193	16/19	105.250	1'20.518
15	140	GRAF H.	A		SUBARU IMPREZA	7		<b>1'20.587</b>	7.400	6/7	104.979	1'21.933
16	158	RICHNER S.	A		RENAULT CLIO CUP	4		<b>1'20.893</b>	7.706	3/4	104.582	2'48.645
17	182	NIPP JUNIOR E.	A		RENAULT MEGANE CU	4		<b>1'20.907</b>	7.720	14/15	104.564	1'21.231
18	156	WAIBEL S.	A		ALFA ROMEO 33 1.7	3		<b>1'20.932</b>	7.745	8/8	104.532	1'23.610
19	135	KILCHENMANN M.	A		ALFA ROMEO 33	3		<b>1'21.011</b>	7.824	6/7	104.430	1'21.757
20	132	PAZOS M.	G		RENAULT CLIO CUP	4		<b>1'21.092</b>	7.905	21/24	104.325	1'21.131
21	142	CAPPAL C.	A		RENAULT CLIO CUP	4		<b>1'21.158</b>	7.971	13/13	104.241	1'21.359
22	144	CHAPATTE C.			HONDA CIVIC	6		<b>1'21.728</b>	8.541	5/18	103.514	1'21.814
23	177	EMMRICH T.	A		ALFA ROMEO GTA	4		<b>1'21.764</b>	8.577	3/12	103.468	1'21.876
24	124	ZWAHLEN W.	A		VW KAEFER	6		<b>1'22.246</b>	9.059	9/10	102.862	1'22.276
25	350	LEHMEIER B.M.	G		VW GOLF	4		<b>1'22.255</b>	9.068	12/15	102.850	1'22.517
26	143	BLEIKER M.	A		HONDA CRX V-TEC	4		<b>1'22.391</b>	9.204	8/11	102.681	1'22.958
27	138	HAUSAMMAN D.	A		PEUGEOT 205 GTI	4		<b>1'22.466</b>	9.279	7/9	102.587	1'25.624
28	166	SCHNEIDER A.	A		RENAULT CLIO CUP	5		<b>1'22.557</b>	9.370	9/14	102.474	1'22.682
29	125	BOXERSPORT.CH	A		ALFA ROMEO SPRINT	3		<b>1'23.012</b>	9.825	4/12	101.912	1'23.888
30	170	CONCORRENTE 170						<b>1'23.760</b>	10.573	1/9	101.002	1'23.846
31	163	MAYER R.	A		SUBARU IMPREZA GT	6		<b>1'24.237</b>	11.050	1/12	100.430	1'25.439
32	134	WOBMAN J.	A		HONDA CIVIC	3		<b>1'24.331</b>	11.144	8/12	100.318	1'24.485
33	146	DIENER M.	A		OPEL KADETT C GT/	6		<b>1'25.167</b>	11.980	5/5	99.334	1'27.089
34	164	GRAF K.	G		SUBARU IMPREZA	6		<b>1'25.405</b>	12.218	11/14	99.057	1'26.973
35	358	WUENSCHER H.	G		BMW 318	4		<b>1'26.795</b>	13.608	2/2	97.471	1'29.636
36	181	ZERBINI Z.	G		ALFA ROMEO 146 GR	2		<b>1'28.706</b>	15.519	5/6	95.371	1'28.863
37	117	MERKER A.	A		ALFA ROMEO 33	2		<b>1'30.232</b>	17.045	4/8	93.758	1'30.581
38	186	LEIMGRUBER A.	A		BMW 325 i	5		<b>1'30.864</b>	17.677	1/1	93.106	
39	352	CONCORRENTE 352						<b>1'31.524</b>	18.337	6/9	92.434	1'31.559
40	185	ROCHI E.	G		PEUGEOT 306	1		<b>1'38.873</b>	25.686	4/5	85.564	7'49.905

Esposta ore:

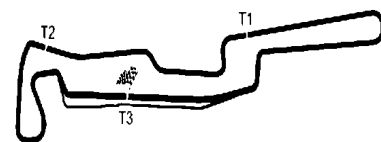
Il DSC: Rapi Andrea

ORA INIZIO ( )

ORA FINE ( )



# GORDINI CLUB FELD 1 + 2



## CLASSIFICA 3 TRAINING

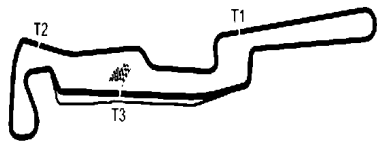
POS	No	CONDUTTORE	NAZ	TEAM	AUTO	GR	CL	TEMPO	DIST	GIR/TOT	MEDIA	2° G.V.
1	315	<b>BREUSS C.</b>			PRC S4 SPORT	8		<b>1'13.062</b>		4/4	115.792	1'13.125
2	335	<b>WOLFSFELLNER R.</b>	G		SEAT LEON CUP	6		<b>1'16.322</b>	3.260	3/8	110.846	1'17.697
3	344	<b>MUELLER C.</b>			BMW M3	7		<b>1'18.216</b>	5.154	1/7	108.162	1'20.296
4	349	<b>GUERTNER R.</b>	G		SEAT LEON	5		<b>1'18.298</b>	5.236	3/8	108.048	1'19.615
5	173	<b>MONTAZANI SAFAR</b>	A		SUBARU IMPREZA	7		<b>1'18.435</b>	5.373	6/6	107.860	1'18.763
6	129	<b>KOENIG M.</b>	A		RENAULT MEGANE CU	5		<b>1'20.062</b>	7.000	7/9	105.668	1'20.080
7	182	<b>NIPP JUNIOR E.</b>	A		RENAULT MEGANE CU	4		<b>1'20.069</b>	7.007	10/10	105.658	1'20.082
8	121	<b>BISSEGGER M.</b>	A		HONDA CIVIC TYPE	4		<b>1'20.298</b>	7.236	3/6	105.357	1'20.488
9	133	<b>CORRADO M.</b>	G		RENAULT CLIO CUP	4		<b>1'20.515</b>	7.453	9/9	105.073	1'20.941
10	132	<b>PAZOS M.</b>	G		RENAULT CLIO CUP	4		<b>1'20.534</b>	7.472	5/9	105.048	1'20.679
11	343	<b>SCHULZ P.</b>			VW GOLF	5		<b>1'20.798</b>	7.736	6/11	104.705	1'20.873
12	142	<b>CAPPAL C.</b>	A		RENAULT CLIO CUP	4		<b>1'21.495</b>	8.433	7/7	103.810	1'21.714
13	143	<b>BLEIKER M.</b>	A		HONDA CRX V-TEC	4		<b>1'21.524</b>	8.462	4/8	103.773	1'21.711
14	125	<b>BOXERSPORT.CH</b>	A		ALFA ROMEO SPRINT	3		<b>1'21.911</b>	8.849	3/5	103.282	1'22.639
15	166	<b>SCHNEIDER A.</b>	A		RENAULT CLIO CUP	5		<b>1'22.253</b>	9.191	8/10	102.853	1'22.559
16	156	<b>WAIBEL S.</b>	A		ALFA ROMEO 33 1.7	3		<b>1'22.583</b>	9.521	1/1	102.442	
17	136	<b>METZGER M.</b>	A		TOYOTA CELICA	3		<b>1'22.829</b>	9.767	2/4	102.138	1'25.249
18	350	<b>LEHMEIER B.M.</b>	G		VW GOLF	4		<b>1'23.079</b>	10.017	4/12	101.830	1'23.722
19	122	<b>BELLONI R.</b>	A		OPEL KADETT C	5		<b>1'23.113</b>	10.051	6/7	101.789	1'24.124
20	135	<b>KILCHENMANN M.</b>	A		ALFA ROMEO 33	3		<b>1'23.179</b>	10.117	2/2	101.708	1'30.463
21	164	<b>GRAF K.</b>	G		SUBARU IMPREZA	6		<b>1'23.967</b>	10.905	7/12	100.753	1'24.008
22	163	<b>MAYER R.</b>	A		SUBARU IMPREZA GT	6		<b>1'24.103</b>	11.041	6/7	100.590	1'24.307
23	352	<b>CONCORRENTE 352</b>						<b>1'25.697</b>	12.635	6/7	98.719	1'26.117
24	117	<b>MERKER A.</b>	A		ALFA ROMEO 33	2		<b>1'26.146</b>	13.084	1/6	98.205	1'26.243
25	144	<b>CHAPATTE C.</b>			HONDA CIVIC	6		<b>1'39.618</b>	26.556	2/3	84.924	1'44.393

Esposta ore:

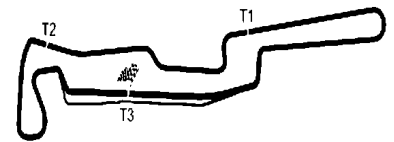
Il DSC: Rapi Andrea

ORA INIZIO ( )

ORA FINE ( )



# GORDINI CLUB FELD 1



## CLASSIFICA FINALE

POS No CONDUTTORE NAZ TEAM AUTO GR CL G TEMPO DISTACCO VEL GIRO VELOCE

### ASSOLUTA

1	121	BISSEGGER M.	A		HONDA CIVIC	4	23	30'52.083	105.060 Km/h		1'19.062	10
2	158	RICHNER S.	A		RENAULT CLIO	4	23	31'01.396	9.313		1'17.651	17
3	182	NIPP JUNIOR E.	A		RENAULT MEGA	4	23	31'05.461	13.378		1'19.022	6
4	156	WAIBEL S.	A		ALFA ROMEO 3	3	23	31'20.500	28.417		1'19.482	5
5	133	CORRADO M.	G		RENAULT CLIO	4	23	31'21.952	29.869		1'19.531	5
6	138	HAUSAMMAN D.	A		PEUGEOT 205	4	23	31'58.671	1'06.588		1'20.088	15
7	177	EMMRICH T.	A		ALFA ROMEO G	4	23	32'49.710	1'57.627		1'22.205	10
8	352	BAUER M.			VW SCIROCCO	4	23	33'08.965	2'16.882		1'23.672	14
9	350	LEHMEIER B.M.	G		VW GOLF	4	22	32'06.334	1 GIRO		1'21.142	6
10	117	MERKER A.	A		ALFA ROMEO 3	2	22	32'15.617	1 GIRO		1'25.781	6
11	168	GIGER R.	A		BMW 320 E36	2	22	33'25.497	1 GIRO		1'28.743	7
12	134	WOBMAN J.	A		HONDA CIVIC	3	21	29'30.520	2 GIRI		1'21.548	5
13	136	METZGER M.	A		TOYOTA CELIC	3	20	27'03.139	3 GIRI		1'19.179	3
14	132	PAZOS M.	G		RENAULT CLIO	4	18	25'23.415	5 GIRI		1'22.159	10
15	65	DE GANI L.			RENAULT CLIO	4	15	20'43.121	8 GIRI		1'19.689	6
16	142	CAPPAL C.	A		RENAULT CLIO	4	12	16'25.271	11 GIRI		1'18.499	10
17	143	BLEIKER M.	A		HONDA CRX V-	4	10	13'45.618	13 GIRI		1'20.293	5

### GRUPPO 2

1	117	MERKER A.	A		ALFA ROMEO 3	2	22	32'15.617	96.155 Km/h		1'25.781	6
2	168	GIGER R.	A		BMW 320 E36	2	22	33'25.497	1'09.880		1'28.743	7

### GRUPPO 3

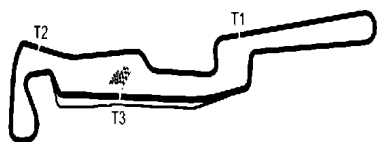
1	156	WAIBEL S.	A		ALFA ROMEO 3	3	23	31'20.500	103.472 Km/h		1'19.482	5
2	134	WOBMAN J.	A		HONDA CIVIC	3	21	29'30.520	2 GIRI		1'21.548	5
3	136	METZGER M.	A		TOYOTA CELIC	3	20	27'03.139	3 GIRI		1'19.179	3

### GRUPPO 4

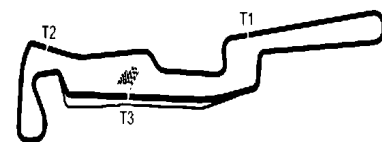
1	121	BISSEGGER M.	A		HONDA CIVIC	4	23	30'52.083	105.060 Km/h		1'19.062	10
2	158	RICHNER S.	A		RENAULT CLIO	4	23	31'01.396	9.313		1'17.651	17
3	182	NIPP JUNIOR E.	A		RENAULT MEGA	4	23	31'05.461	13.378		1'19.022	6
4	133	CORRADO M.	G		RENAULT CLIO	4	23	31'21.952	29.869		1'19.531	5
5	138	HAUSAMMAN D.	A		PEUGEOT 205	4	23	31'58.671	1'06.588		1'20.088	15
6	177	EMMRICH T.	A		ALFA ROMEO G	4	23	32'49.710	1'57.627		1'22.205	10
7	352	BAUER M.			VW SCIROCCO	4	23	33'08.965	2'16.882		1'23.672	14
8	350	LEHMEIER B.M.	G		VW GOLF	4	22	32'06.334	1 GIRO		1'21.142	6
9	132	PAZOS M.	G		RENAULT CLIO	4	18	25'23.415	5 GIRI		1'22.159	10
10	65	DE GANI L.			RENAULT CLIO	4	15	20'43.121	8 GIRI		1'19.689	6
11	142	CAPPAL C.	A		RENAULT CLIO	4	12	16'25.271	11 GIRI		1'18.499	10
12	143	BLEIKER M.	A		HONDA CRX V-	4	10	13'45.618	13 GIRI		1'20.293	5

Esposta ore:

Il DSC: Rapi Andrea



## GORDINI CLUB FELD 1

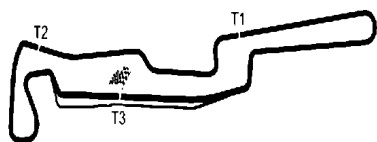


### CLASSIFICA 2ª STARTAUFSTELLUNG

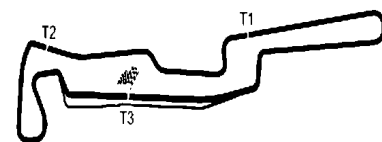
POS	No	CONDUTTORE	NAZ	TEAM	AUTO	GR	CL	G	TEMPO	DISTACCO	VEL GIRO	VELOCE
1	121	<b>BISSEGGER M.</b>	A		HONDA CIVIC	4		<b>15</b>	<b>20'07.250</b>	<b>105.114 Km/h</b>		1'19.062 2
2	158	<b>RICHNER S.</b>	A		RENAULT CLIO	4		<b>15</b>	<b>20'14.922</b>	7.672		1'17.651 9
3	182	<b>NIPP JUNIOR E.</b>	A		RENAULT MEGA	4		<b>15</b>	<b>20'17.860</b>	10.610		1'20.020 8
4	156	<b>WAIBEL S.</b>	A		ALFA ROMEO 3	3		<b>15</b>	<b>20'24.839</b>	17.589		1'20.104 6
5	133	<b>CORRADO M.</b>	G		RENAULT CLIO	4		<b>15</b>	<b>20'28.947</b>	21.697		1'20.000 6
6	138	<b>HAUSAMMAN D.</b>	A		PEUGEOT 205	4		<b>15</b>	<b>20'36.390</b>	29.140		1'20.088 7
7	132	<b>PAZOS M.</b>	G		RENAULT CLIO	4		<b>15</b>	<b>21'03.373</b>	56.123		1'22.159 7
8	177	<b>EMMRICH T.</b>	A		ALFA ROMEO G	4		<b>15</b>	<b>21'13.527</b>	1'06.277		1'22.205 2
9	352	<b>BAUER M.</b>			VW SCIROCCO	4		<b>15</b>	<b>21'31.004</b>	1'23.754		1'23.672 6
10	117	<b>MERKER A.</b>	A		ALFA ROMEO 3	2		<b>14</b>	<b>20'24.795</b>	1 GIRO		1'25.857 6
11	350	<b>LEHMEIER B.M.</b>	G		VW GOLF	4		<b>14</b>	<b>20'56.435</b>	1 GIRO		1'25.899 2
12	168	<b>GIGER R.</b>	A		BMW 320 E36	2		<b>14</b>	<b>21'17.066</b>	1 GIRO		1'29.098 13
13	134	<b>WOBMAN J.</b>	A		HONDA CIVIC	3		<b>13</b>	<b>18'22.541</b>	2 GIRI		1'23.127 9
14	136	<b>METZGER M.</b>	A		TOYOTA CELIC	3		<b>12</b>	<b>16'13.428</b>	3 GIRI		1'20.072 11
15	65	<b>DE GANI L.</b>			RENAULT CLIO	4		<b>7</b>	<b>9'45.121</b>	8 GIRI		1'22.098 4
16	142	<b>CAPPAL C.</b>	A		RENAULT CLIO	4		<b>4</b>	<b>5'30.571</b>	11 GIRI		1'18.499 2
17	143	<b>BLEIKER M.</b>	A		HONDA CRX V-	4		<b>2</b>	<b>2'50.280</b>	13 GIRI		1'23.354 2
									GIRO VELOCE	9° RICHNER Stefan	1'17.651	108.949Km/h

Esposta ore:

Il DSC: Rapi Andrea



## GORDINI CLUB FELD 1



### CLASSIFICA 1° WARM UP FELD 1

POS	No	CONDUTTORE	NAZ	TEAM	AUTO	GR	CL	TEMPO	DIST	GIR/TOT	MEDIA	2° G.V.
1	133	<b>CORRADO M.</b>	G		RENAULT CLIO CUP	4		<b>1'19.348</b>		3/4	106.618	1'20.226
2	65	<b>DE GANI L.</b>			RENAULT CLIO CUP	4		<b>1'19.698</b>	0.350	10/14	106.150	1'19.865
3	182	<b>NIPP JUNIOR E.</b>	A		RENAULT MEGANE CU	4		<b>1'20.206</b>	0.858	6/8	105.478	1'21.799
4	156	<b>WAIBEL S.</b>	A		ALFA ROMEO 33 1.7	3		<b>1'20.739</b>	1.391	6/6	104.782	1'21.344
5	136	<b>METZGER M.</b>	A		TOYOTA CELICA	3		<b>1'20.917</b>	1.569	3/4	104.551	1'21.282
6	132	<b>PAZOS M.</b>	G		RENAULT CLIO CUP	4		<b>1'20.943</b>	1.595	6/6	104.517	1'21.382
7	143	<b>BLEIKER M.</b>	A		HONDA CRX V-TEC	4		<b>1'21.011</b>	1.663	7/7	104.430	1'21.194
8	142	<b>CAPPAI C.</b>	A		RENAULT CLIO CUP	4		<b>1'21.595</b>	2.247	3/4	103.682	1'21.764
9	350	<b>LEHMEIER B.M.</b>	G		VW GOLF	4		<b>1'22.116</b>	2.768	10/10	103.024	1'22.448
10	135	<b>KILCHENMANN M.</b>	A		ALFA ROMEO 33	3		<b>1'22.117</b>	2.769	2/3	103.023	1'23.518
11	177	<b>EMMRICH T.</b>	A		ALFA ROMEO GTA	4		<b>1'22.421</b>	3.073	8/9	102.643	1'22.562
12	134	<b>WOBMAN J.</b>	A		HONDA CIVIC	3		<b>1'22.432</b>	3.084	9/11	102.630	1'23.587
13	181	<b>ZERBINI Z.</b>	G		ALFA ROMEO 146 GR	2		<b>1'24.563</b>	5.215	5/6	100.043	1'24.842
14	125	<b>BOXERSPORT.CH</b>	A		ALFA ROMEO SPRINT	3		<b>1'25.141</b>	5.793	5/7	99.364	1'27.132
15	117	<b>MERKER A.</b>	A		ALFA ROMEO 33	2		<b>1'26.736</b>	7.388	4/7	97.537	1'27.961
16	168	<b>GIGER R.</b>	A		BMW 320 E36	2		<b>1'28.276</b>	8.928	11/14	95.835	1'28.341
17	352	<b>BAUER M.</b>			VW SCIROCCO	4		<b>1'31.928</b>	12.580	3/4	92.028	1'35.326
18	138	<b>HAUSAMMAN D.</b>	A		PEUGEOT 205 GTI	4		<b>1'36.646</b>	17.298	1/1	87.535	

Esposta ore:

Il DSC: Rapi Andrea

ORA INIZIO ( )

ORA FINE ( )





## GORDINI CLUB FELD 1



### CLASSIFICA 1° WARM UP FELD 1

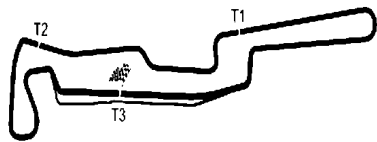
POS	No	CONDUTTORE	NAZ	TEAM	AUTO	GR	CL	TEMPO	DIST	GIR/TOT	MEDIA	2° G.V.
1	133	<b>CORRADO M.</b>	G		RENAULT CLIO CUP	4		<b>1'19.348</b>		3/4	106.618	1'20.226
2	65	<b>DE GANI L.</b>			RENAULT CLIO CUP	4		<b>1'19.698</b>	0.350	10/14	106.150	1'19.865
3	182	<b>NIPP JUNIOR E.</b>	A		RENAULT MEGANE CU	4		<b>1'20.206</b>	0.858	6/8	105.478	1'21.799
4	156	<b>WAIBEL S.</b>	A		ALFA ROMEO 33 1.7	3		<b>1'20.739</b>	1.391	6/6	104.782	1'21.344
5	136	<b>METZGER M.</b>	A		TOYOTA CELICA	3		<b>1'20.917</b>	1.569	3/4	104.551	1'21.282
6	132	<b>PAZOS M.</b>	G		RENAULT CLIO CUP	4		<b>1'20.943</b>	1.595	6/6	104.517	1'21.382
7	143	<b>BLEIKER M.</b>	A		HONDA CRX V-TEC	4		<b>1'21.011</b>	1.663	7/7	104.430	1'21.194
8	142	<b>CAPPAI C.</b>	A		RENAULT CLIO CUP	4		<b>1'21.595</b>	2.247	3/4	103.682	1'21.764
9	350	<b>LEHMEIER B.M.</b>	G		VW GOLF	4		<b>1'22.116</b>	2.768	10/10	103.024	1'22.448
10	135	<b>KILCHENMANN M.</b>	A		ALFA ROMEO 33	3		<b>1'22.117</b>	2.769	2/3	103.023	1'23.518
11	177	<b>EMMRICH T.</b>	A		ALFA ROMEO GTA	4		<b>1'22.421</b>	3.073	8/9	102.643	1'22.562
12	134	<b>WOBMAN J.</b>	A		HONDA CIVIC	3		<b>1'22.432</b>	3.084	9/11	102.630	1'23.587
13	181	<b>ZERBINI Z.</b>	G		ALFA ROMEO 146 GR	2		<b>1'24.563</b>	5.215	5/6	100.043	1'24.842
14	125	<b>BOXERSPORT.CH</b>	A		ALFA ROMEO SPRINT	3		<b>1'25.141</b>	5.793	5/7	99.364	1'27.132
15	117	<b>MERKER A.</b>	A		ALFA ROMEO 33	2		<b>1'26.736</b>	7.388	4/7	97.537	1'27.961
16	168	<b>GIGER R.</b>	A		BMW 320 E36	2		<b>1'28.276</b>	8.928	11/14	95.835	1'28.341
17	352	<b>BAUER M.</b>			VW SCIROCCO	4		<b>1'31.928</b>	12.580	3/4	92.028	1'35.326
18	138	<b>HAUSAMMAN D.</b>	A		PEUGEOT 205 GTI	4		<b>1'36.646</b>	17.298	1/1	87.535	

Esposta ore:

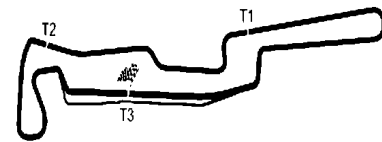
Il DSC: Rapi Andrea

ORA INIZIO ( )

ORA FINE ( )



# GORDINI CLUB FELD 1



## CLASSIFICA 1ª STARTAUFSTELLUNG

POS No CONDUTTORE NAZ TEAM AUTO GR CL G TEMPO DISTACCO VEL GIRO VELOCE

### ASSOLUTA

1	121	BISSEGGER M.	A		HONDA CIVIC	4		8	10'44.833	104.957 Km/h		1'19.143	6
2	158	RICHNER S.	A		RENAULT CLIO	4		8	10'46.474	1.641		1'19.698	6
3	182	NIPP JUNIOR E.	A		RENAULT MEGA	4		8	10'47.601	2.768		1'19.022	6
4	136	METZGER M.	A		TOYOTA CELIC	3		8	10'49.711	4.878		1'19.179	3
5	133	CORRADO M.	G		RENAULT CLIO	4		8	10'53.005	8.172		1'19.531	5
6	142	CAPPAI C.	A		RENAULT CLIO	4		8	10'54.700	9.867		1'20.175	5
7	143	BLEIKER M.	A		HONDA CRX V-	4		8	10'55.338	10.505		1'20.293	5
8	156	WAIBEL S.	A		ALFA ROMEO 3	3		8	10'55.661	10.828		1'19.482	5
9	65	DE GANI L.			RENAULT CLIO	4		8	10'58.000	13.167		1'19.689	6
10	134	WOBMAN J.	A		HONDA CIVIC	3		8	11'07.979	23.146		1'21.548	5
11	350	LEHMEIER B.M.	G		VW GOLF	4		8	11'09.899	25.066		1'21.142	6
12	138	HAUSAMMAN D.	A		PEUGEOT 205	4		8	11'22.281	37.448		1'22.658	5
13	177	EMMRICH T.	A		ALFA ROMEO G	4		8	11'36.183	51.350		1'22.602	5
14	352	BAUER M.			VW SCIROCCO	4		8	11'37.961	53.128		1'23.762	7
15	117	MERKER A.	A		ALFA ROMEO 3	2		8	11'50.822	1'05.989		1'25.781	6
16	181	ZERBINI Z.	G		ALFA ROMEO 1	2		8	12'01.421	1'16.588		1'26.986	8
17	168	GIGER R.	A		BMW 320 E36	2		8	12'08.431	1'23.598		1'28.743	7
18	125	BOXERSPORT.CH	A		ALFA ROMEO S	3		5	7'05.228	3 GIRI		1'20.411	5
19	132	PAZOS M.	G		RENAULT CLIO	4		3	4'20.042	5 GIRI		1'23.069	2

### GRUPPO 2

1	117	MERKER A.	A		ALFA ROMEO 3	2		8	11'50.822	95.213 Km/h		1'25.781	6
2	181	ZERBINI Z.	G		ALFA ROMEO 1	2		8	12'01.421	10.599		1'26.986	8
3	168	GIGER R.	A		BMW 320 E36	2		8	12'08.431	17.609		1'28.743	7

### GRUPPO 3

1	136	METZGER M.	A		TOYOTA CELIC	3		8	10'49.711	104.169 Km/h		1'19.179	3
2	156	WAIBEL S.	A		ALFA ROMEO 3	3		8	10'55.661	5.950		1'19.482	5
3	134	WOBMAN J.	A		HONDA CIVIC	3		8	11'07.979	18.268		1'21.548	5
4	125	BOXERSPORT.CH	A		ALFA ROMEO S	3		5	7'05.228	3 GIRI		1'20.411	5

### GRUPPO 4

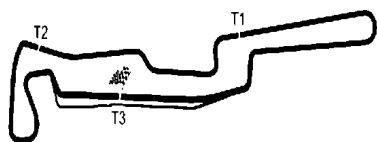
1	121	BISSEGGER M.	A		HONDA CIVIC	4		8	10'44.833	104.957 Km/h		1'19.143	6
2	158	RICHNER S.	A		RENAULT CLIO	4		8	10'46.474	1.641		1'19.698	6
3	182	NIPP JUNIOR E.	A		RENAULT MEGA	4		8	10'47.601	2.768		1'19.022	6
4	133	CORRADO M.	G		RENAULT CLIO	4		8	10'53.005	8.172		1'19.531	5
5	142	CAPPAI C.	A		RENAULT CLIO	4		8	10'54.700	9.867		1'20.175	5
6	143	BLEIKER M.	A		HONDA CRX V-	4		8	10'55.338	10.505		1'20.293	5
7	65	DE GANI L.			RENAULT CLIO	4		8	10'58.000	13.167		1'19.689	6
8	350	LEHMEIER B.M.	G		VW GOLF	4		8	11'09.899	25.066		1'21.142	6
9	138	HAUSAMMAN D.	A		PEUGEOT 205	4		8	11'22.281	37.448		1'22.658	5
10	177	EMMRICH T.	A		ALFA ROMEO G	4		8	11'36.183	51.350		1'22.602	5
11	352	BAUER M.			VW SCIROCCO	4		8	11'37.961	53.128		1'23.762	7
12	132	PAZOS M.	G		RENAULT CLIO	4		3	4'20.042	5 GIRI		1'23.069	2

Esposta ore:

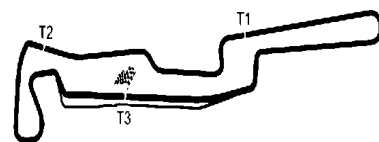
Il DSC: Rapi Andrea

ORA INIZIO ( )

ORA FINE ( )



# GORDINI CLUB FELD 1



## CLASSIFICA GIRI VELOCI 1° STARTAUFSTELLUNG

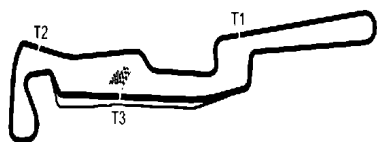
POS	No	CONDUTTORE	NAZ	TEAM	AUTO	GR	CL	TEMPO	DIST	GIR/TOT	MEDIA	2° G.V.
1	182	<b>NIPP JUNIOR E.</b>	A		RENAULT MEGANE CU	4		<b>1'19.022</b>		6/8	107.058	1'19.232
2	121	<b>BISSEGGER M.</b>	A		HONDA CIVIC TYPE	4		<b>1'19.143</b>	0.121	6/8	106.895	1'19.443
3	136	<b>METZGER M.</b>	A		TOYOTA CELICA	3		<b>1'19.179</b>	0.157	3/8	106.846	1'19.905
4	156	<b>WAIBEL S.</b>	A		ALFA ROMEO 33 1.7	3		<b>1'19.482</b>	0.460	5/8	106.439	1'20.329
5	133	<b>CORRADO M.</b>	G		RENAULT CLIO CUP	4		<b>1'19.531</b>	0.509	5/8	106.373	1'19.577
6	65	<b>DE GANI L.</b>			RENAULT CLIO CUP	4		<b>1'19.689</b>	0.667	6/8	106.162	1'19.779
7	158	<b>RICHNER S.</b>	A		RENAULT CLIO CUP	4		<b>1'19.698</b>	0.676	6/8	106.150	1'19.713
8	142	<b>CAPPAI C.</b>	A		RENAULT CLIO CUP	4		<b>1'20.175</b>	1.153	5/8	105.519	1'20.422
9	143	<b>BLEIKER M.</b>	A		HONDA CRX V-TEC	4		<b>1'20.293</b>	1.271	5/8	105.364	1'20.318
10	125	<b>BOXERSPORT.CH</b>	A		ALFA ROMEO SPRINT	3		<b>1'20.411</b>	1.389	5/5	105.209	1'20.508
11	350	<b>LEHMEIER B.M.</b>	G		VW GOLF	4		<b>1'21.142</b>	2.120	6/8	104.261	1'22.321
12	134	<b>WOBMAN J.</b>	A		HONDA CIVIC	3		<b>1'21.548</b>	2.526	5/8	103.742	1'21.740
13	177	<b>EMMRICH T.</b>	A		ALFA ROMEO GTA	4		<b>1'22.602</b>	3.580	5/8	102.418	1'23.012
14	138	<b>HAUSAMMAN D.</b>	A		PEUGEOT 205 GTI	4		<b>1'22.658</b>	3.636	5/8	102.349	1'23.144
15	132	<b>PAZOS M.</b>	G		RENAULT CLIO CUP	4		<b>1'23.069</b>	4.047	2/3	101.843	
16	352	<b>BAUER M.</b>			VW SCIROCCO	4		<b>1'23.762</b>	4.740	7/8	101.000	1'24.245
17	117	<b>MERKER A.</b>	A		ALFA ROMEO 33	2		<b>1'25.781</b>	6.759	6/8	98.623	1'26.056
18	181	<b>ZERBINI Z.</b>	G		ALFA ROMEO 146 GR	2		<b>1'26.986</b>	7.964	8/8	97.257	1'27.992
19	168	<b>GIGER R.</b>	A		BMW 320 E36	2		<b>1'28.743</b>	9.721	7/8	95.331	1'29.218

Esposta ore:

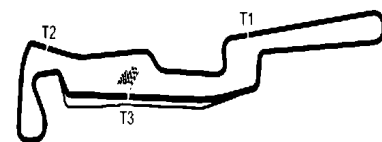
Il DSC: Rapi Andrea

ORA INIZIO ( )

ORA FINE ( )



# GORDINI CLUB FELD 1



GRIGLIA DI PARTENZA 1° STARTAUFSSTELLUNG  
- 5 GIRI

FILA  
7

13°  
**181 ZERBINI Z.**  
ALFA ROMEO 1

FILA  
6

11°  
**350 LEHMEIER B.M.**  
VW GOLF

FILA  
5

9°  
**138 HAUSAMMAN D.**  
PEUGEOT 205

FILA  
4

7°  
**135 KILCHENMANN M.**  
ALFA ROMEO 3

FILA  
3

5°  
**136 METZGER M.**  
TOYOTA CELIC

FILA  
2

3°  
**133 CORRADO M.**  
RENAULT CLIO

FILA  
1

1°  
**132 PAZOS M.**  
RENAULT CLIO

12°

**134 WOBMAN J.**  
HONDA CIVIC

10°

**117 MERKER A.**  
ALFA ROMEO 3

8°

**142 CAPPAL C.**  
RENAULT CLIO

6°

**182 NIPP JUNIOR E.**  
RENAULT MEGA

4°

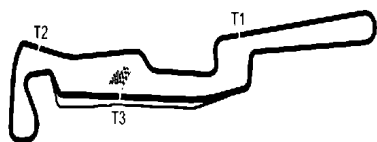
**143 BLEIKER M.**  
HONDA CRX V-

2°

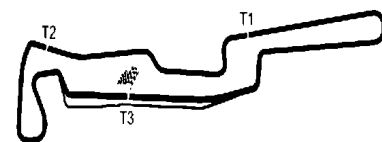
**121 BISSEGGER M.**  
HONDA CIVIC

Esposta ore:

Il DSC: Rapi Andrea



# GORDINI CLUB FELD 1



## CLASSIFICA 2ª STARTAUFSTELLUNG

POS No CONDUTTORE NAZ TEAM AUTO GR CL G TEMPO DISTACCO VEL GIRO VELOCE

### ASSOLUTA

1	121	BISSEGGER M.	A		HONDA CIVIC	4	15	20'07.250	105.114 Km/h	1'19.062	2
2	158	RICHNER S.	A		RENAULT CLIO	4	15	20'14.922	7.672	1'17.651	9
3	182	NIPP JUNIOR E.	A		RENAULT MEGA	4	15	20'17.860	10.610	1'20.020	8
4	156	WAIBEL S.	A		ALFA ROMEO 3	3	15	20'24.839	17.589	1'20.104	6
5	133	CORRADO M.	G		RENAULT CLIO	4	15	20'28.947	21.697	1'15.744	10
6	138	HAUSAMMAN D.	A		PEUGEOT 205	4	15	20'36.390	29.140	1'05.482	9
7	132	PAZOS M.	G		RENAULT CLIO	4	15	21'03.373	56.123	1'22.159	7
8	177	EMMRICH T.	A		ALFA ROMEO G	4	15	21'13.527	1'06.277	1'22.205	2
9	352	BAUER M.			VW SCIROCCO	4	15	21'31.004	1'23.754	1'23.672	6
10	117	MERKER A.	A		ALFA ROMEO 3	2	14	20'24.795	1 GIRO	1'25.857	6
11	350	LEHMEIER B.M.	G		VW GOLF	4	14	20'56.435	1 GIRO	1'25.899	2
12	168	GIGER R.	A		BMW 320 E36	2	14	21'17.066	1 GIRO	1'29.098	13
13	134	WOBMAN J.	A		HONDA CIVIC	3	13	18'22.541	2 GIRI	1'23.127	9
14	136	METZGER M.	A		TOYOTA CELIC	3	12	16'13.428	3 GIRI	1'10.137	2
15	65	DE GANI L.			RENAULT CLIO	4	7	9'45.121	8 GIRI	1'22.098	4
16	142	CAPPAL C.	A		RENAULT CLIO	4	4	5'30.571	11 GIRI	1'18.499	2
17	143	BLEIKER M.	A		HONDA CRX V-	4	2	2'50.280	13 GIRI	1'23.354	2

### GRUPPO 2

1	117	MERKER A.	A		ALFA ROMEO 3	2	14	20'24.795	96.701 Km/h	1'25.857	6
2	168	GIGER R.	A		BMW 320 E36	2	14	21'17.066	52.271	1'29.098	13

### GRUPPO 3

1	156	WAIBEL S.	A		ALFA ROMEO 3	3	15	20'24.839	103.605 Km/h	1'20.104	6
2	134	WOBMAN J.	A		HONDA CIVIC	3	13	18'22.541	2 GIRI	1'23.127	9
3	136	METZGER M.	A		TOYOTA CELIC	3	12	16'13.428	3 GIRI	1'10.137	2

### GRUPPO 4

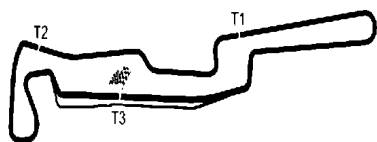
1	121	BISSEGGER M.	A		HONDA CIVIC	4	15	20'07.250	105.114 Km/h	1'19.062	2
2	158	RICHNER S.	A		RENAULT CLIO	4	15	20'14.922	7.672	1'17.651	9
3	182	NIPP JUNIOR E.	A		RENAULT MEGA	4	15	20'17.860	10.610	1'20.020	8
4	133	CORRADO M.	G		RENAULT CLIO	4	15	20'28.947	21.697	1'15.744	10
5	138	HAUSAMMAN D.	A		PEUGEOT 205	4	15	20'36.390	29.140	1'05.482	9
6	132	PAZOS M.	G		RENAULT CLIO	4	15	21'03.373	56.123	1'22.159	7
7	177	EMMRICH T.	A		ALFA ROMEO G	4	15	21'13.527	1'06.277	1'22.205	2
8	352	BAUER M.			VW SCIROCCO	4	15	21'31.004	1'23.754	1'23.672	6
9	350	LEHMEIER B.M.	G		VW GOLF	4	14	20'56.435	1 GIRO	1'25.899	2
10	65	DE GANI L.			RENAULT CLIO	4	7	9'45.121	8 GIRI	1'22.098	4
11	142	CAPPAL C.	A		RENAULT CLIO	4	4	5'30.571	11 GIRI	1'18.499	2
12	143	BLEIKER M.	A		HONDA CRX V-	4	2	2'50.280	13 GIRI	1'23.354	2

Esposta ore:

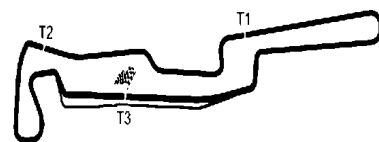
Il DSC: Rapi Andrea

ORA INIZIO ( )

ORA FINE ( )



## GORDINI CLUB FELD 1



### CLASSIFICA GIRI VELOCI 2°STARTAUFSTELLUNG

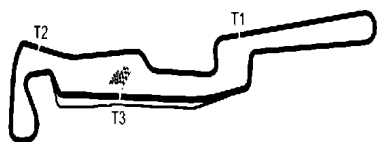
POS	No	CONDUTTORE	NAZ	TEAM	AUTO	GR	CL	TEMPO	DIST	GIR/TOT	MEDIA	2°	G.V.
1	158	<b>RICHNER S.</b>	A		RENAULT CLIO CUP	4		<b>1'17.651</b>		9/15	108.949		1'20.097
2	142	<b>CAPPAL C.</b>	A		RENAULT CLIO CUP	4		<b>1'18.499</b>	0.848	2/4	107.772		1'21.089
3	121	<b>BISSEGGGER M.</b>	A		HONDA CIVIC TYPE	4		<b>1'19.062</b>	1.411	2/15	107.004		1'19.407
4	133	<b>CORRADO M.</b>	G		RENAULT CLIO CUP	4		<b>1'20.000</b>	2.349	6/15	105.750		1'20.337
5	182	<b>NIPP JUNIOR E.</b>	A		RENAULT MEGANE CU	4		<b>1'20.020</b>	2.369	8/15	105.723		1'20.117
6	136	<b>METZGER M.</b>	A		TOYOTA CELICA	3		<b>1'20.072</b>	2.421	11/12	105.654		1'20.101
7	138	<b>HAUSAMMAN D.</b>	A		PEUGEOT 205 GTI	4		<b>1'20.088</b>	2.437	7/15	105.633		1'20.109
8	156	<b>WAIBEL S.</b>	A		ALFA ROMEO 33 1.7	3		<b>1'20.104</b>	2.453	6/15	105.612		1'20.889
9	65	<b>DE GANI L.</b>	A		RENAULT CLIO CUP	4		<b>1'22.098</b>	4.447	4/7	103.047		1'22.345
10	132	<b>PAZOS M.</b>	G		RENAULT CLIO CUP	4		<b>1'22.159</b>	4.508	7/15	102.971		1'22.295
11	177	<b>EMMRICH T.</b>	A		ALFA ROMEO GTA	4		<b>1'22.205</b>	4.554	2/15	102.913		1'22.631
12	134	<b>WOBMAN J.</b>	A		HONDA CIVIC	3		<b>1'23.127</b>	5.476	9/13	101.771		1'23.311
13	143	<b>BLEIKER M.</b>	A		HONDA CRX V-TEC	4		<b>1'23.354</b>	5.703	2/2	101.494		
14	352	<b>BAUER M.</b>	A		VW SCIROCCO	4		<b>1'23.672</b>	6.021	6/15	101.109		1'23.998
15	117	<b>MERKER A.</b>	A		ALFA ROMEO 33	2		<b>1'25.857</b>	8.206	6/14	98.535		1'25.863
16	350	<b>LEHMEIER B.M.</b>	G		VW GOLF	4		<b>1'25.899</b>	8.248	2/14	98.487		1'26.417
17	168	<b>GIGER R.</b>	A		BMW 320 E36	2		<b>1'29.098</b>	11.447	13/14	94.951		1'29.154

Esposta ore:

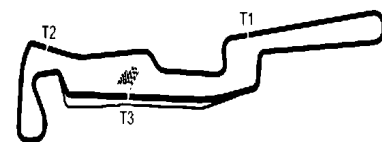
Il DSC: Rapi Andrea

ORA INIZIO ( )

ORA FINE ( )



## GORDINI CLUB FELD 1

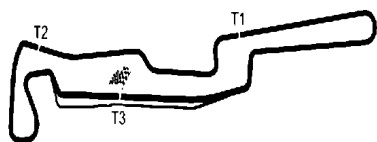


### CLASSIFICA FINALE

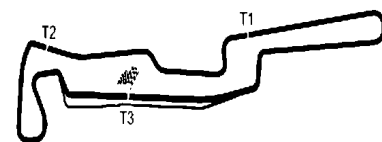
POS	No	CONDUTTORE	NAZ	TEAM	AUTO	GR	CL	G	TEMPO	DISTACCO	VEL GIRO	VELOCE
1	121	<b>BISSEGGER M.</b>	A		HONDA CIVIC	4		<b>28</b>	<b>37'37.749</b>	<b>104.918 Km/h</b>		1'19.062 15
2	182	<b>NIPP JUNIOR E.</b>	A		RENAULT MEGA	4		<b>28</b>	<b>37'57.795</b>	20.046		1'19.022 11
3	133	<b>CORRADO M.</b>	G		RENAULT CLIO	4		<b>28</b>	<b>38'08.306</b>	30.557		1'19.531 10
4	138	<b>HAUSAMMAN D.</b>	A		PEUGEOT 205	4		<b>28</b>	<b>39'13.723</b>	1'35.974		1'20.088 20
5	350	<b>LEHMEIER B.M.</b>	G		VW GOLF	4		<b>27</b>	<b>39'26.743</b>	1 GIRO		1'21.142 11
6	117	<b>MERKER A.</b>	A		ALFA ROMEO 3	2		<b>27</b>	<b>39'35.792</b>	1 GIRO		1'25.781 11
7	134	<b>WOBMAN J.</b>	A		HONDA CIVIC	3		<b>26</b>	<b>36'52.051</b>	2 GIRI		1'21.548 10
8	136	<b>METZGER M.</b>	A		TOYOTA CELIC	3		<b>25</b>	<b>33'52.857</b>	3 GIRI		1'19.179 8
9	158	<b>RICHNER S.</b>	A		RENAULT CLIO	4		<b>23</b>	<b>31'01.396</b>	5 GIRI		1'17.651 17
10	156	<b>WAIBEL S.</b>	A		ALFA ROMEO 3	3		<b>23</b>	<b>31'20.500</b>	5 GIRI		1'19.482 5
11	132	<b>PAZOS M.</b>	G		RENAULT CLIO	4		<b>23</b>	<b>32'06.012</b>	5 GIRI		1'19.376 2
12	177	<b>EMMRICH T.</b>	A		ALFA ROMEO G	4		<b>23</b>	<b>32'49.710</b>	5 GIRI		1'22.205 10
13	352	<b>BAUER M.</b>			VW SCIROCCO	4		<b>23</b>	<b>33'08.965</b>	5 GIRI		1'23.672 14
14	168	<b>GIGER R.</b>	A		BMW 320 E36	2		<b>22</b>	<b>33'25.497</b>	6 GIRI		1'28.743 7
15	142	<b>CAPPAL C.</b>	A		RENAULT CLIO	4		<b>17</b>	<b>23'23.038</b>	11 GIRI		1'18.499 15
16	143	<b>BLEIKER M.</b>	A		HONDA CRX V-	4		<b>15</b>	<b>20'34.509</b>	13 GIRI		1'20.293 10
17	65	<b>DE GANI L.</b>			RENAULT CLIO	4		<b>15</b>	<b>20'43.121</b>	13 GIRI		1'19.689 6

Esposta ore:

Il DSC: Rapi Andrea



## GORDINI CLUB FELD 1



### ELENCO TRANSPONDER

POS	No	CONDUTTORE	NAZ	TEAM	AUTO	GR	CL	TRANSP 1	TRANSP 2
1	136	<b>METZGER Martin</b>	A		TOYOTA CELICA	3			
2	156	<b>WAIBEL Sven</b>	A		ALFA ROMEO 33 1.7 QV	3			563
3	172	<b>SCHREIBER Peter Conradin</b>	G		RENAULT CLIO CUP	4			
4	65	<b>DE GANI Leandro</b>			RENAULT CLIO CUP	4			1638
5	163	<b>CONCORRENTE 163</b>							
6	42	<b>CONCORRENTE 42</b>							
7	17	<b>CONCORRENTE 17</b>							
8	146	<b>CONCORRENTE 146</b>							
9	138	<b>HAUSAMMAN David</b>	A		PEUGEOT 205 GTI	4		1029	
10	143	<b>BLEIKER Mathias</b>	A		HONDA CRX V-TEC	4		1066	
11	133	<b>CORRADO Mario</b>	G		RENAULT CLIO CUP	4		1074	
12	181	<b>ZERBINI Zeno</b>	G		ALFA ROMEO 146 GRUPP	2		1077	
13	135	<b>KILCHENMANN Martin</b>	A		ALFA ROMEO 33	3		1142	
14	182	<b>NIPP JUNIOR Erich</b>	A		RENAULT MEGANE CUP	4		1261	
15	121	<b>BISSEGGER Marcel</b>	A		HONDA CIVIC TYPE R	4		1706	
16	185	<b>ROCHI Emilio</b>	G		PEUGEOT 306	1		1749	
17	158	<b>RICHNER Stefan</b>	A		RENAULT CLIO CUP	4		187	
18	117	<b>MERKER Alec</b>	A		ALFA ROMEO 33	2		323	
19	142	<b>CAPPAI Claudio</b>	A		RENAULT CLIO CUP	4		479	
20	358	<b>WUENSCHER Herbert</b>	G		BMW 318	4		506	
21	132	<b>PAZOS Manuel</b>	G		RENAULT CLIO CUP	4		509	
22	125	<b>BOXERSPORT.CH</b>	A		ALFA ROMEO SPRINT	3		519	
23	350	<b>LEHMEIER Bernahard Msc</b>	G		VW GOLF	4		556	
24	134	<b>WOBMAN Jonas</b>	A		HONDA CIVIC	3		6	
25	168	<b>GIGER Roman</b>	A		BMW 320 E36	2		643	
26	177	<b>EMMRICH Thomas</b>	A		ALFA ROMEO GTA	4		734	
27	352	<b>BAUER Micheal</b>			VW SCIROCCO	4		770	

Esposta ore:

Il DSC: Rapi Andrea





# GORDINI CLUB FELD 1



GRIGLIA DI PARTENZA 2° STARTAUFSTELLUNG  
- 15 GIRI

FILA  
10

19°  
**132 PAZOS M.**  
RENAULT CLIO

FILA  
9

17°  
**168 GIGER R.**  
BMW 320 E36

FILA  
8

15°  
**117 MERKER A.**  
ALFA ROMEO 3

FILA  
7

13°  
**177 EMMRICH T.**  
ALFA ROMEO G

FILA  
6

11°  
**350 LEHMEIER B.M.**  
VW GOLF

FILA  
5

9°  
**65 DE GANI L.**  
RENAULT CLIO

FILA  
4

7°  
**143 BLEIKER M.**  
HONDA CRX V-

FILA  
3

5°  
**133 CORRADO M.**  
RENAULT CLIO

FILA  
2

3°  
**182 NIPP JUNIOR E.**  
RENAULT MEGA

FILA  
1

1°  
**121 BISSEGGER M.**  
HONDA CIVIC

18°

**125 BOXERSPORT.CH**  
ALFA ROMEO S

16°

**181 ZERBINI Z.**  
ALFA ROMEO 1

14°

**352 BAUER M.**  
VW SCIROCCO

12°

**138 HAUSAMMAN D.**  
PEUGEOT 205

10°

**134 WOBMAN J.**  
HONDA CIVIC

8°

**156 WAIBEL S.**  
ALFA ROMEO 3

6°

**142 CAPPAL C.**  
RENAULT CLIO

4°

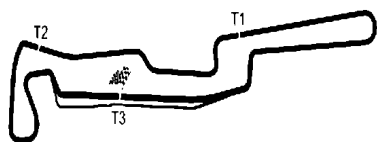
**136 METZGER M.**  
TOYOTA CELIC

2°

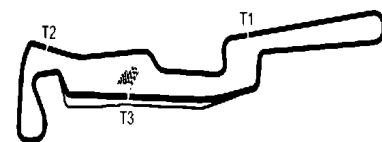
**158 RICHNER S.**  
RENAULT CLIO

Esposta ore:

Il DSC: Rapi Andrea



# GORDINI CLUB FELD 1



## CLASSIFICA GAUDI-LAUF

POS No CONDUTTORE NAZ TEAM AUTO GR CL G TEMPO DISTACCO VEL GIRO VELOCE

### ASSOLUTA

1	132	<b>PAZOS M.</b>	G		RENAULT CLIO	4		<b>5</b>	<b>6'42.597</b>	<b>105.067 Km/h</b>		1'19.376	2
2	121	<b>BISSEGGER M.</b>	A		HONDA CIVIC	4		<b>5</b>	<b>6'45.666</b>	3.069		1'19.902	4
3	133	<b>CORRADO M.</b>	G		RENAULT CLIO	4		<b>5</b>	<b>6'46.354</b>	3.757		1'20.061	3
4	143	<b>BLEIKER M.</b>	A		HONDA CRX V-	4		<b>5</b>	<b>6'48.891</b>	6.294		1'20.436	2
5	136	<b>METZGER M.</b>	A		TOYOTA CELIC	3		<b>5</b>	<b>6'49.718</b>	7.121		1'20.596	5
6	182	<b>NIPP JUNIOR E.</b>	A		RENAULT MEGA	4		<b>5</b>	<b>6'52.334</b>	9.737		1'19.954	3
7	135	<b>KILCHENMANN M.</b>	A		ALFA ROMEO 3	3		<b>5</b>	<b>6'55.059</b>	12.462		1'21.120	2
8	142	<b>CAPPAI C.</b>	A		RENAULT CLIO	4		<b>5</b>	<b>6'57.767</b>	15.170		1'21.269	5
9	138	<b>HAUSAMMAN D.</b>	A		PEUGEOT 205	4		<b>5</b>	<b>7'15.052</b>	32.455		1'24.456	5
10	117	<b>MERKER A.</b>	A		ALFA ROMEO 3	2		<b>5</b>	<b>7'20.175</b>	37.578		1'26.785	5
11	350	<b>LEHMEIER B.M.</b>	G		VW GOLF	4		<b>5</b>	<b>7'20.409</b>	37.812		1'24.919	3
12	134	<b>WOBMAN J.</b>	A		HONDA CIVIC	3		<b>5</b>	<b>7'21.531</b>	38.934		1'23.748	4
13	181	<b>ZERBINI Z.</b>	G		ALFA ROMEO 1	2		<b>2</b>	<b>3'02.945</b>	3 GIRI		1'28.041	2

### GRUPPO 2

1	117	<b>MERKER A.</b>	A		ALFA ROMEO 3	2		<b>5</b>	<b>7'20.175</b>	<b>96.098 Km/h</b>		1'26.785	5
2	181	<b>ZERBINI Z.</b>	G		ALFA ROMEO 1	2		<b>2</b>	<b>3'02.945</b>	3 GIRI		1'28.041	2

### GRUPPO 3

1	136	<b>METZGER M.</b>	A		TOYOTA CELIC	3		<b>5</b>	<b>6'49.718</b>	<b>103.241 Km/h</b>		1'20.596	5
2	135	<b>KILCHENMANN M.</b>	A		ALFA ROMEO 3	3		<b>5</b>	<b>6'55.059</b>	5.341		1'21.120	2
3	134	<b>WOBMAN J.</b>	A		HONDA CIVIC	3		<b>5</b>	<b>7'21.531</b>	31.813		1'23.748	4

### GRUPPO 4

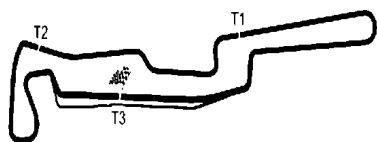
1	132	<b>PAZOS M.</b>	G		RENAULT CLIO	4		<b>5</b>	<b>6'42.597</b>	<b>105.067 Km/h</b>		1'19.376	2
2	121	<b>BISSEGGER M.</b>	A		HONDA CIVIC	4		<b>5</b>	<b>6'45.666</b>	3.069		1'19.902	4
3	133	<b>CORRADO M.</b>	G		RENAULT CLIO	4		<b>5</b>	<b>6'46.354</b>	3.757		1'20.061	3
4	143	<b>BLEIKER M.</b>	A		HONDA CRX V-	4		<b>5</b>	<b>6'48.891</b>	6.294		1'20.436	2
5	182	<b>NIPP JUNIOR E.</b>	A		RENAULT MEGA	4		<b>5</b>	<b>6'52.334</b>	9.737		1'19.954	3
6	142	<b>CAPPAI C.</b>	A		RENAULT CLIO	4		<b>5</b>	<b>6'57.767</b>	15.170		1'21.269	5
7	138	<b>HAUSAMMAN D.</b>	A		PEUGEOT 205	4		<b>5</b>	<b>7'15.052</b>	32.455		1'24.456	5
8	350	<b>LEHMEIER B.M.</b>	G		VW GOLF	4		<b>5</b>	<b>7'20.409</b>	37.812		1'24.919	3

Esposta ore:

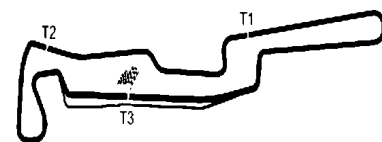
Il DSC: Rapi Andrea

ORA INIZIO ( )

ORA FINE ( )



## GORDINI CLUB FELD 1



### CLASSIFICA GIRI VELOCI GAUDI-LAUF

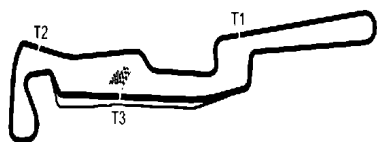
POS	No	CONDUTTORE	NAZ	TEAM	AUTO	GR	CL	TEMPO	DIST	GIR/TOT	MEDIA	2°	G.V.
1	132	<b>PAZOS M.</b>	G		RENAULT CLIO CUP	4		<b>1'19.376</b>		2/5	106.581		1'19.927
2	121	<b>BISSEGGER M.</b>	A		HONDA CIVIC TYPE	4		<b>1'19.902</b>	0.526	4/5	105.879		1'20.079
3	182	<b>NIPP JUNIOR E.</b>	A		RENAULT MEGANE CU	4		<b>1'19.954</b>	0.578	3/5	105.810		1'20.206
4	133	<b>CORRADO M.</b>	G		RENAULT CLIO CUP	4		<b>1'20.061</b>	0.685	3/5	105.669		1'20.152
5	143	<b>BLEIKER M.</b>	A		HONDA CRX V-TEC	4		<b>1'20.436</b>	1.060	2/5	105.176		1'21.010
6	136	<b>METZGER M.</b>	A		TOYOTA CELICA	3		<b>1'20.596</b>	1.220	5/5	104.967		1'20.886
7	135	<b>KILCHENMANN M.</b>	A		ALFA ROMEO 33	3		<b>1'21.120</b>	1.744	2/5	104.289		1'21.907
8	142	<b>CAPPAI C.</b>	A		RENAULT CLIO CUP	4		<b>1'21.269</b>	1.893	5/5	104.098		1'21.605
9	134	<b>WOBMAN J.</b>	A		HONDA CIVIC	3		<b>1'23.748</b>	4.372	4/5	101.017		1'26.368
10	138	<b>HAUSAMMAN D.</b>	A		PEUGEOT 205 GTI	4		<b>1'24.456</b>	5.080	5/5	100.170		1'24.992
11	350	<b>LEHMEIER B.M.</b>	G		VW GOLF	4		<b>1'24.919</b>	5.543	3/5	99.624		1'25.889
12	117	<b>MERKER A.</b>	A		ALFA ROMEO 33	2		<b>1'26.785</b>	7.409	5/5	97.482		1'26.960
13	181	<b>ZERBINI Z.</b>	G		ALFA ROMEO 146 GR	2		<b>1'28.041</b>	8.665	2/2	96.091		

Esposta ore:

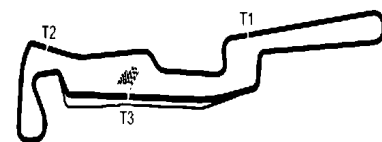
Il DSC: Rapi Andrea

ORA INIZIO ( )

ORA FINE ( )



# GORDINI CLUB FELD 1

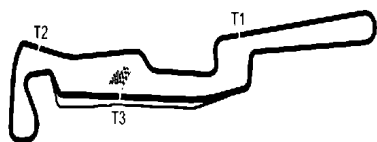


## TABELLONE GIRI GAUDI-LAUF

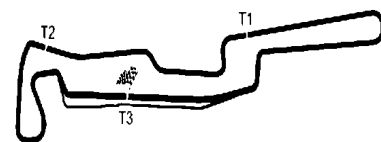
POS	GRI	1	2	3	4	5
1.	117	<b>132</b>	<b>132</b>	<b>132</b>	<b>132</b>	<b>132</b>
2.	121	133	133	133	133	121
3.	125	121	121	121	121	133
4.	<b>132</b>	143	143	143	143	143
5.	133	136	136	136	136	136
6.	134	182	135	135	182	182
7.	135	135	182	182	135	135
8.	136	117	142	142	142	142
9.	138	142	117	117	138	138
10.	142	181	138	138	117	117
11.	143	138	181	350	350	350
12.	156	350	350	134	134	134
13.	158	134	134			
14.	168					
15.	172					
16.	177					
17.	181					
18.	182					
19.	185					
20.	350					
21.	352					
22.	358					

Esposta ore:

Il DSC: Rapi Andrea



## GORDINI CLUB FELD 1



### CLASSIFICA QUALIFYING

POS	No	CONDUTTORE	NAZ	TEAM	AUTO	GR	CL	TEMPO	DIST	GIR/TOT	MEDIA	2° G.V.
1	158	<b>RICHNER S.</b>	A		RENAULT CLIO CUP	4		<b>1'19.802</b>		6/14	106.012	1'20.110
2	132	<b>PAZOS M.</b>	G		RENAULT CLIO CUP	4		<b>1'20.011</b>	0.209	7/9	105.735	1'20.310
3	121	<b>BISSEGGGER M.</b>	A		HONDA CIVIC TYPE	4		<b>1'20.058</b>	0.256	3/5	105.673	1'20.446
4	182	<b>NIPP JUNIOR E.</b>	A		RENAULT MEGANE CU	4		<b>1'20.138</b>	0.336	3/13	105.567	1'20.621
5	142	<b>CAPPAL C.</b>	A		RENAULT CLIO CUP	4		<b>1'20.380</b>	0.578	14/14	105.250	1'20.529
6	136	<b>METZGER M.</b>	A		TOYOTA CELICA	3		<b>1'20.398</b>	0.596	5/6	105.226	1'21.084
7	156	<b>WAIBEL S.</b>	A		ALFA ROMEO 33 1.7	3		<b>1'20.588</b>	0.786	3/15	104.978	1'20.625
8	143	<b>BLEIKER M.</b>	A		HONDA CRX V-TEC	4		<b>1'21.057</b>	1.255	7/10	104.370	1'21.234
9	135	<b>KILCHENMANN M.</b>	A		ALFA ROMEO 33	3		<b>1'21.322</b>	1.520	3/5	104.030	1'21.988
10	133	<b>CORRADO M.</b>	G		RENAULT CLIO CUP	4		<b>1'21.765</b>	1.963	4/8	103.467	1'21.824
11	177	<b>EMMRICH T.</b>	A		ALFA ROMEO GTA	4		<b>1'22.021</b>	2.219	5/8	103.144	1'22.125
12	134	<b>WOBMAN J.</b>	A		HONDA CIVIC	3		<b>1'22.270</b>	2.468	13/14	102.832	1'22.837
13	350	<b>LEHMEIER B.M.</b>	G		VW GOLF	4		<b>1'22.717</b>	2.915	9/11	102.276	1'22.781
14	138	<b>HAUSAMMAN D.</b>	A		PEUGEOT 205 GTI	4		<b>1'22.847</b>	3.045	13/15	102.115	1'22.867
15	181	<b>ZERBINI Z.</b>	G		ALFA ROMEO 146 GR	2		<b>1'26.155</b>	6.353	4/15	98.195	1'27.323
16	117	<b>MERKER A.</b>	A		ALFA ROMEO 33	2		<b>1'26.390</b>	6.588	3/8	97.928	1'27.063
17	168	<b>GIGER R.</b>	A		BMW 320 E36	2		<b>1'28.267</b>	8.465	12/15	95.845	1'28.832
18	352	<b>BAUER M.</b>			VW SCIROCCO	4		<b>1'31.488</b>	11.686	2/7	92.471	1'35.372
19	185	<b>ROCHI E.</b>	G		PEUGEOT 306	1		<b>1'32.841</b>	13.039	5/5	91.123	1'33.763
20	125	<b>BOXERSPORT.CH</b>	A		ALFA ROMEO SPRINT	3		<b>1'34.386</b>	14.584	1/1	89.631	

Esposta ore:

Il DSC: Rapi Andrea

ORA INIZIO ( )

ORA FINE ( )